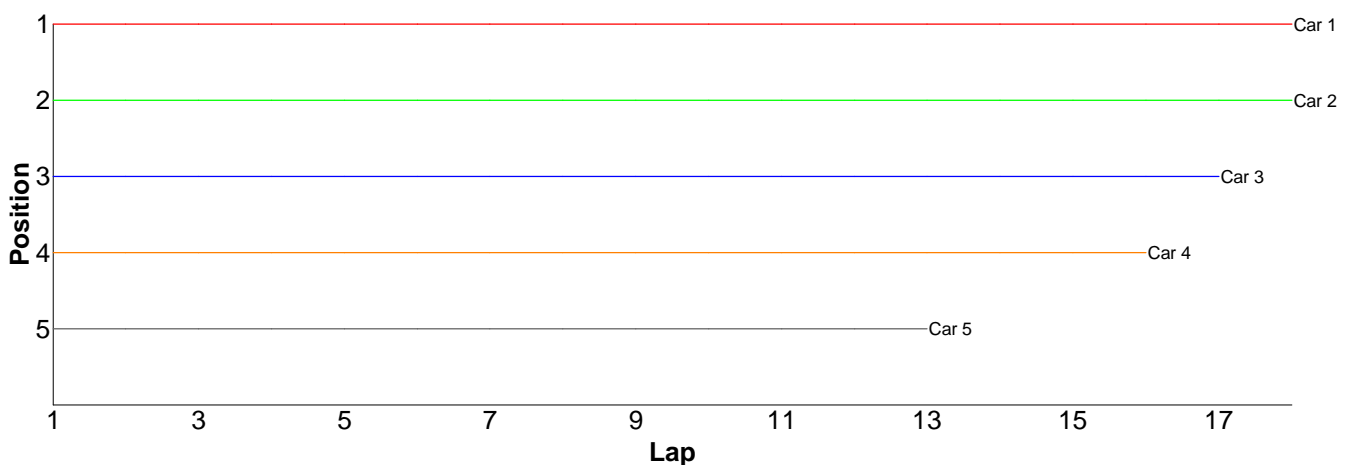


# Race Results

## Formula GT - A Final Leg 1

Pos	Car	Form	Name	Member Type	Car Make	Result	Ave	Best
1	1		Rob Warren	S-Guest	Associated	18 / 300.30	16.68	15.89
2	2	F2	Nigel Moss	S2008	Tamiya	18 / 308.91	17.16	16.36
3	3	F2	Neil Pilkington	S2008	Tamiya	17 / 310.90	18.28	16.73
4	4	F2	Dave Skelton	S2008	Tamiya	16 / 310.12	19.38	17.15
5	5	F2	Scott Stokes	S2008	Tamiya	13 / 306.33	23.56	18.73
6	6	F1	Robin Francis	S2008	Tamiya	0 / 0.00	0.00	0.00

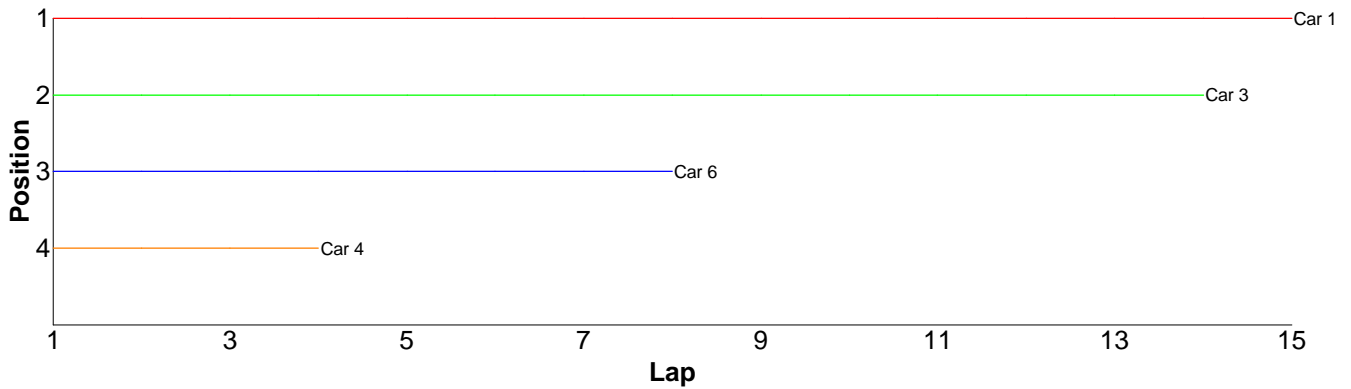
Lap	Car 1	Car 2	Car 3	Car 4	Car 5	Car 6
1	25.27	25.84	28.17	34.44	35.53	
2	16.07	16.55	17.62	18.05	18.73	
3	15.89	16.36	16.73	17.67	25.45	
4	15.91	16.51	17.30	17.30	23.96	
5	15.95	16.55	17.75	17.60	28.10	
6	16.11	16.59	17.40	29.69	21.25	
7	16.27	16.86	17.45	17.60	19.86	
8	16.22	16.57	17.25	18.23	20.96	
9	16.08	16.54	18.08	17.42	22.88	
10	16.48	16.69	17.45	17.61	22.31	
11	15.99	16.65	20.95	17.60	21.17	
12	16.47	16.40	17.67	17.15	21.01	
13	16.55	16.70	17.44	17.41	25.12	
14	16.28	16.94	17.86	17.31		
15	16.22	17.13	17.22	17.73		
16	16.17	16.67	17.44	17.31		
17	16.25	16.73	17.12			
18	16.12	16.63				
19						



# <Stock Sport TT-01> - B Final Leg 1

Pos	Car	Form	Name	Class	Member Type	Car Make	Result	Ave
1	1	F1	Kieran Stokes	Tamiya Stock	J2008	Tamiya	15 / 315.34	21.02
2	3	F1	Emily Hall	Electric Sport	S2008	Hot Bodies	14 / 321.01	22.92
3	6	F2	Dawn Skelton	Electric Sport	S2008	Xray	8 / 304.44	38.05
4	4		Jack Warren	Electric Sport	J-Guest	Xray	4 / 234.68	58.67
=5	2	F2	Andy Lewis	Stock Touring	S2008	Hot Bodies	0 / 0.00	0.00
=5	5	F1	Matthew Mills	Electric Sport	J2008	Xray	0 / 0.00	0.00

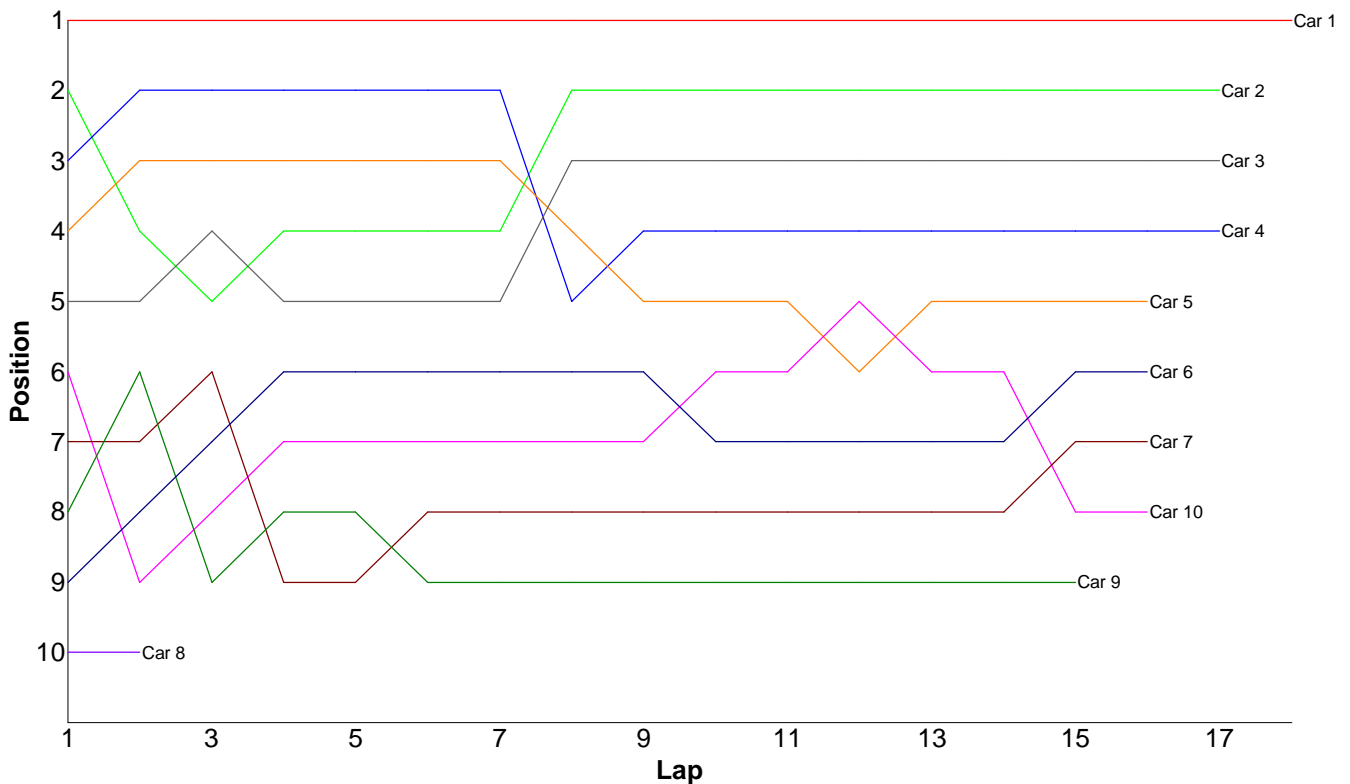
Lap	Car 1	Car 2	Car 3	Car 4	Car 5	Car 6
1	30.57		33.69	132.64		55.50
2	20.34		22.17	24.81		38.68
3	20.11		21.31	43.65		34.55
4	20.02		21.11	33.58		34.27
5	20.22		22.49			38.68
6	19.90		21.56			36.81
7	20.30		21.57			31.55
8	20.27		21.81			34.40
9	20.58		21.70			
10	20.66		24.99			
11	20.74		22.63			
12	20.11		22.65			
13	20.49		22.15			
14	20.51		21.18			
15	20.52					
16						



# <Stock Sport TT-01> - A Final Leg 1

Pos	Car	Form	Name	Member Type	Car Make	Result	Ave	Best
1	1	F1	Nigel Moss	S2008	Hot Bodies	18 / 317.07	17.61	16.15
2	2	F1	Kevin Bissell	S2008	Hot Bodies	17 / 301.67	17.74	16.63
3	3		Anthony Pedder	S-Guest	Hot Bodies	17 / 302.02	17.76	16.39
4	4	F2	Jon Wilkins	S2008	Hot Bodies	17 / 307.37	18.08	16.41
5	5	F2	Kyle Fuller	J2008	Xray	16 / 301.63	18.85	17.14
6	6	F1	Ian Cairns	S2008	Xray	16 / 304.98	19.06	16.83
7	7	F2	James Pilkington	S2008	Hot Bodies	16 / 306.06	19.12	17.14
8	10	F2	Robin Francis	S2008	Hot Bodies	16 / 329.77	20.61	16.98
9	9	F2	Craig Murrell	J-Guest	Xray	15 / 301.50	20.10	17.94
10	8	F2	Scott Stokes	S2008	Xray	2 / 56.79	28.39	18.87

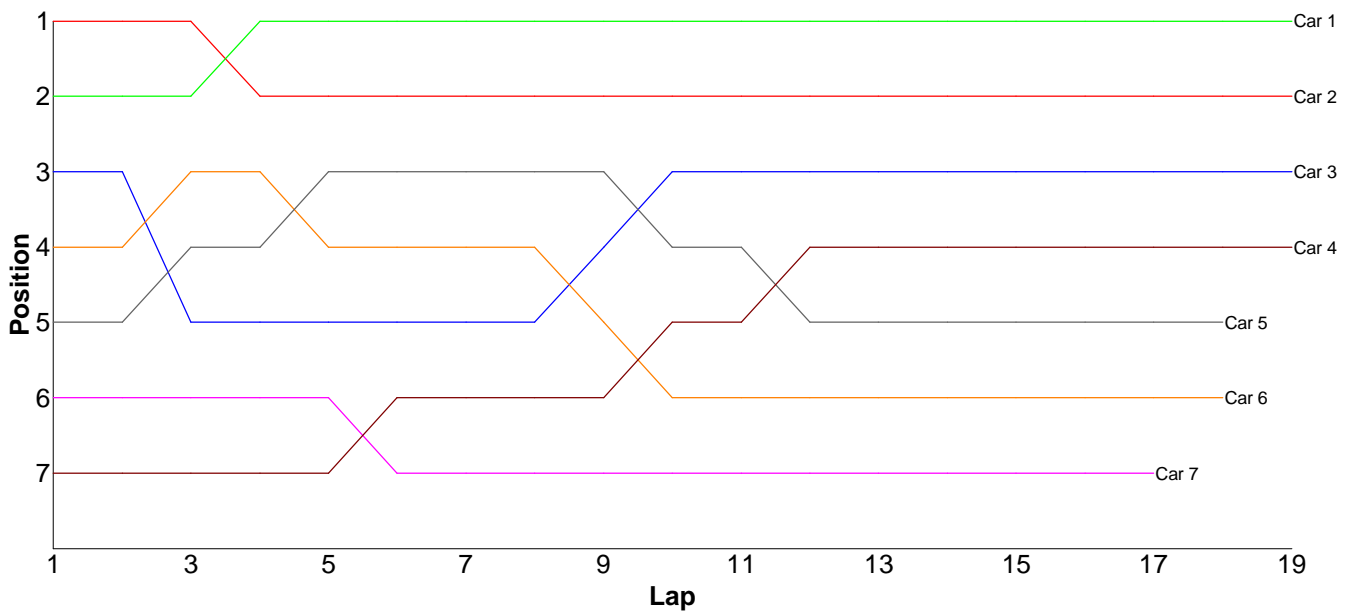
Lap	Car 1	Car 2	Car 3	Car 4	Car 5	Car 6	Car 7	Car 8	Car 9	Car 10
1	24.96	28.18	28.70	28.26	28.45	33.29	29.40	37.92	30.80	29.00
2	16.15	17.67	17.48	16.92	17.20	16.86	20.07	18.87	18.08	21.80
3	19.22	17.76	17.35	16.96	17.22	17.01	17.14		22.89	18.67
4	17.26	17.17	18.49	16.92	17.47	17.03	24.52		18.87	18.12
5	17.32	17.33	17.01	16.92	17.61	17.21	18.21		18.22	17.74
6	16.72	17.32	16.69	17.38	17.17	17.39	18.06		18.85	18.63
7	16.75	17.07	17.06	16.41	17.14	17.20	18.97		20.41	17.95
8	16.98	16.77	17.05	21.11	17.97	17.55	18.65		21.22	17.26
9	16.44	16.90	17.17	17.09	18.37	17.76	17.54		18.84	16.98
10	16.52	17.06	16.39	20.51	21.33	26.21	18.48		20.53	17.87
11	16.79	16.74	16.99	17.47	18.60	17.25	17.75		19.69	17.45
12	18.88	16.63	16.60	17.17	21.36	16.91	17.16		18.14	17.84
13	17.11	16.78	16.88	16.86	18.04	16.93	17.44		18.54	19.10
14	17.06	17.10	16.88	16.61	17.88	21.67	17.31		18.48	17.89
15	17.66	16.74	16.59	16.95	18.07	17.88	18.06		17.94	30.55
16	17.36	17.56	17.76	16.69	17.75	16.83	17.30			32.92
17	16.51	16.89	16.93	17.14						
18	17.38									
19										



# Pro-Stock - A Final Leg 1

Pos	Car	Form	Name	Member Type	Car Make	Result	Ave	Best
1	1	F1	Mark Payne	S2008	Xray	19 / 307.95	16.20	15.38
2	2	F1	Nick Adams	S2008	Tamiya	19 / 308.56	16.24	15.33
3	3	F1	Ori Sohachevsky	S2008	Serpent	19 / 312.86	16.46	15.37
4	4	F1	Tim Webb	S2008	Hot Bodies	19 / 314.62	16.55	15.31
5	5	F1	Dave Skelton	S2008	Xray	18 / 302.95	16.83	15.58
6	6	F2	Brian Killick	S2008	Xray	18 / 304.80	16.93	15.80
7	7	F2	Neil Talbot	S2008	Xray	17 / 304.36	17.90	15.88

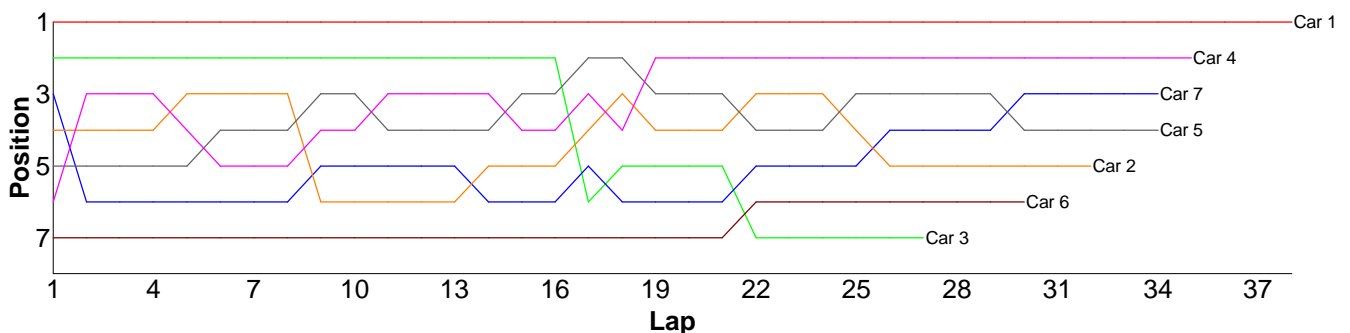
Lap	Car 1	Car 2	Car 3	Car 4	Car 5	Car 6	Car 7
1	25.53	24.98	25.93	30.09	26.77	26.21	28.65
2	16.03	15.76	16.11	16.73	16.08	16.02	16.91
3	15.50	15.61	18.86	15.70	16.36	16.72	16.33
4	15.41	16.95	16.08	16.08	16.09	15.80	16.48
5	15.46	16.03	15.73	16.03	15.71	16.92	16.05
6	15.38	15.58	15.68	16.22	15.85	16.33	16.58
7	16.05	15.33	16.10	15.31	15.77	15.83	16.27
8	15.70	15.34	15.88	15.68	15.58	15.94	20.63
9	15.55	15.92	15.37	15.60	15.76	16.40	16.01
10	15.61	15.48	15.88	15.45	18.55	18.30	16.09
11	15.57	16.04	15.60	15.87	16.15	16.54	15.88
12	15.57	15.49	15.62	15.78	16.77	16.70	16.26
13	15.58	15.65	15.56	15.65	16.05	15.98	16.06
14	15.85	15.80	15.47	15.64	16.64	16.20	20.19
15	15.84	15.58	15.65	15.67	16.17	16.04	21.34
16	15.45	15.82	16.05	15.91	15.98	16.38	18.11
17	15.74	15.62	15.62	15.74	16.30	16.16	16.52
18	15.56	15.65	15.73	15.97	16.37	16.33	
19	16.57	15.93	15.94	15.50			
20							



# IC Touring - A Final Leg 1

Pos	Car	Form	Name	Member Type	Car Make	Result	Ave	Best
1	1	F1	Adrian Poole	S2008	Team Magic	38 / 604.34	15.90	14.15
2	4	F2	Mark Fagan	S2008	Serpent	35 / 609.46	17.41	15.77
3	7	F2	Andrew Mills	S2008	Mugen	34 / 611.96	17.99	15.77
4	5	F2	Colin Taggart	S2008	Xray	34 / 614.89	18.08	15.03
5	2	F2	Phillip Pullen	S2008	Mugen	32 / 603.85	18.87	15.19
6	6	F2	Stephen Mills	S2008	Xray	30 / 602.91	20.09	15.73
7	3	F2	Gary Fuller	S2008	Serpent	27 / 608.45	22.53	15.58

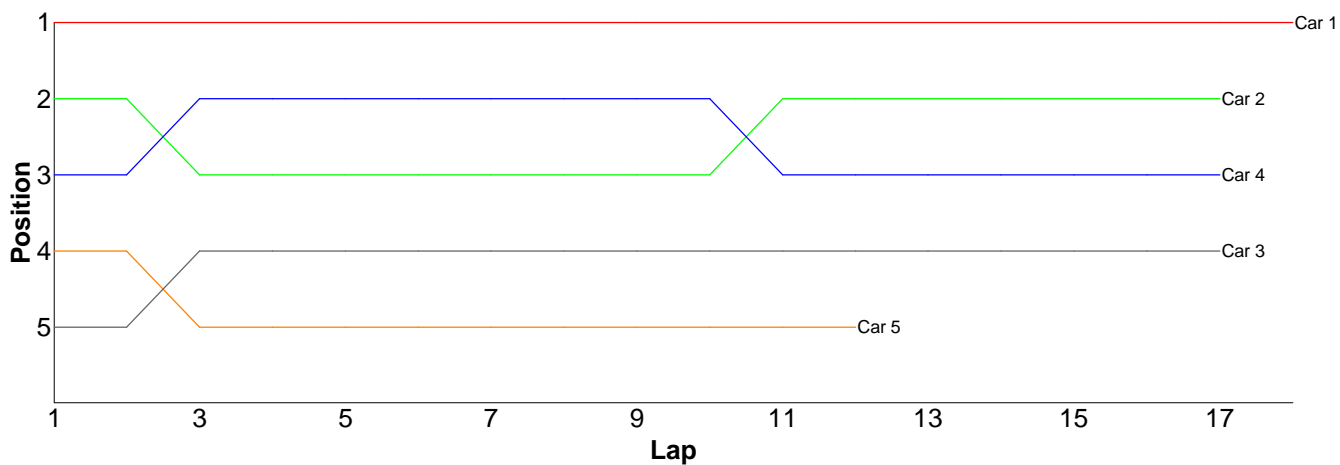
Lap	Car 1	Car 2	Car 3	Car 4	Car 5	Car 6	Car 7
1	22.91	28.79	26.67	29.36	28.82	31.87	27.84
2	15.02	17.48	16.16	16.80	19.21	18.88	21.92
3	14.39	16.96	16.02	16.25	16.52	20.42	17.22
4	15.54	15.73	16.08	16.44	15.92	52.65	16.66
5	14.93	16.59	16.19	17.66	16.37	18.46	18.11
6	14.26	15.90	16.10	17.85	16.84	22.10	16.74
7	14.79	16.14	16.11	16.39	15.89	16.62	18.09
8	14.20	16.79	15.58	15.95	15.03	17.28	24.54
9	15.08	38.22	16.35	16.16	16.03	16.45	17.77
10	20.18	16.75	15.78	16.77	16.92	16.41	16.63
11	15.50	15.65	17.06	18.18	21.61	17.81	15.77
12	14.79	15.53	16.35	15.98	17.19	15.73	17.14
13	14.68	15.66	15.87	15.97	15.43	16.74	16.37
14	19.95	15.54	16.34	17.28	17.39	17.99	21.54
15	14.91	15.59	16.58	20.20	15.77	47.97	17.96
16	14.82	15.61	16.30	16.56	16.05	17.61	16.42
17	14.58	15.70	57.26	24.12	16.45	17.03	17.22
18	38.76	15.39	16.73	16.49	16.94	16.30	26.53
19	15.29	23.54	15.91	16.63	27.08	18.19	16.33
20	15.69	15.47	16.03	15.84	16.26	16.54	17.68
21	14.56	15.82	20.45	16.24	16.70	16.75	19.40
22	14.28	16.19	130.64	16.88	26.86	16.68	17.08
23	14.68	15.61	16.29	16.71	18.43	17.00	17.00
24	15.05	15.50	15.81	16.13	16.71	17.70	16.31
25	16.43	31.69	16.92	15.77	16.35	17.71	16.33
26	14.81	50.09	16.03	16.39	24.55	17.14	15.81
27	14.24	15.76	16.84	16.30	15.97	16.33	16.92
28	14.29	16.03		17.41	17.85	16.45	15.79
29	14.38	15.69		16.45	17.21	17.60	16.25
30	14.15	15.19		15.86	20.11	16.50	17.05
31	14.17	17.50		15.98	16.12		16.60
32	14.64	15.75		17.07	16.99		15.92
33	14.20			16.20	17.32		16.22
34	14.97			17.31	16.00		16.80
35	14.82			21.88			
36	14.83						
37	14.51						
38	15.06						
39							



# Formula GT - A Final Leg 2

Pos	Car	Form	Name	Member Type	Car Make	Result	Ave	Best
1	1		Rob Warren	S-Guest	Associated	18 / 302.18	16.78	15.87
2	2	F2	Nigel Moss	S2008	Tamiya	17 / 308.71	18.15	16.46
3	4	F2	Dave Skelton	S2008	Tamiya	17 / 313.14	18.42	16.94
4	3	F2	Neil Pilkington	S2008	Tamiya	17 / 317.12	18.65	16.89
5	5	F2	Scott Stokes	S2008	Tamiya	12 / 314.15	26.17	19.27
6	6	F1	Robin Francis	S2008	Tamiya	0 / 0.00	0.00	0.00

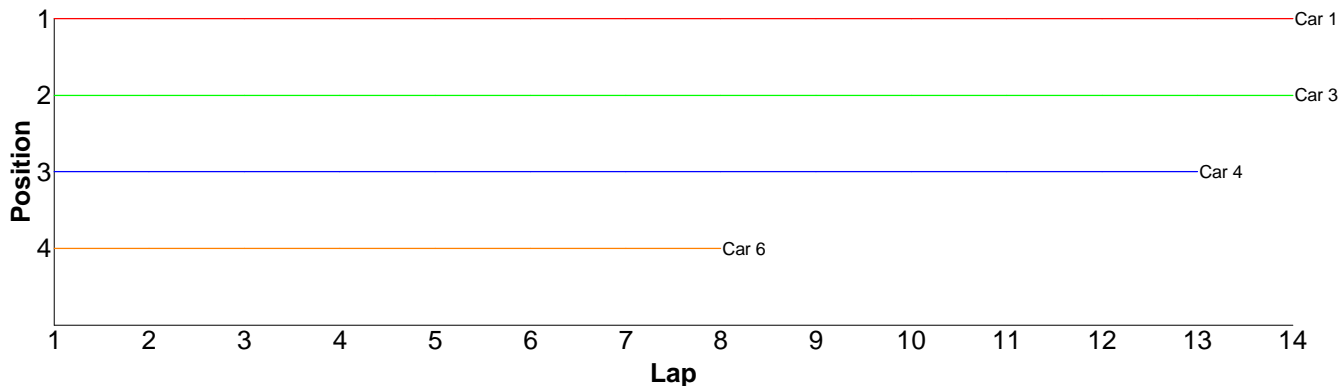
Lap	Car 1	Car 2	Car 3	Car 4	Car 5	Car 6
1	25.44	26.65	40.06	27.99	36.53	
2	16.04	17.05	16.89	17.54	19.90	
3	16.24	23.23	17.64	17.53	24.00	
4	16.55	17.05	17.44	17.49	45.72	
5	16.14	16.79	17.19	16.94	20.38	
6	16.06	16.46	17.22	17.16	25.15	
7	15.88	16.87	17.07	17.44	20.05	
8	15.87	16.95	17.31	16.97	19.27	
9	16.51	16.51	17.12	17.29	27.87	
10	16.78	16.56	17.37	17.46	23.52	
11	16.32	17.55	17.27	24.24	24.51	
12	16.21	22.84	17.35	17.50	27.25	
13	16.10	16.62	17.25	17.30		
14	16.19	16.94	17.46	17.65		
15	16.44	16.96	17.55	17.57		
16	16.43	16.96	17.36	17.53		
17	16.44	16.72	17.57	17.54		
18	16.54					
19						



## <Stock Sport TT-01> - B Final Leg 2

Pos	Car	Form	Name	Class	Member Type	Car Make	Result	Ave
1	1	F1	Kieran Stokes	Tamiya Stock	J2008	Tamiya	14 / 302.09	21.57
2	3	F1	Emily Hall	Electric Sport	S2008	Hot Bodies	14 / 318.16	22.72
3	4		Jack Warren	Electric Sport	J-Guest	Xray	13 / 313.25	24.09
4	6	F2	Dawn Skelton	Electric Sport	S2008	Xray	8 / 304.41	38.05
=5	2	F2	Andy Lewis	Stock Touring	S2008	Hot Bodies	0 / 0.00	0.00
=5	5	F1	Matthew Mills	Electric Sport	J2008	Xray	0 / 0.00	0.00

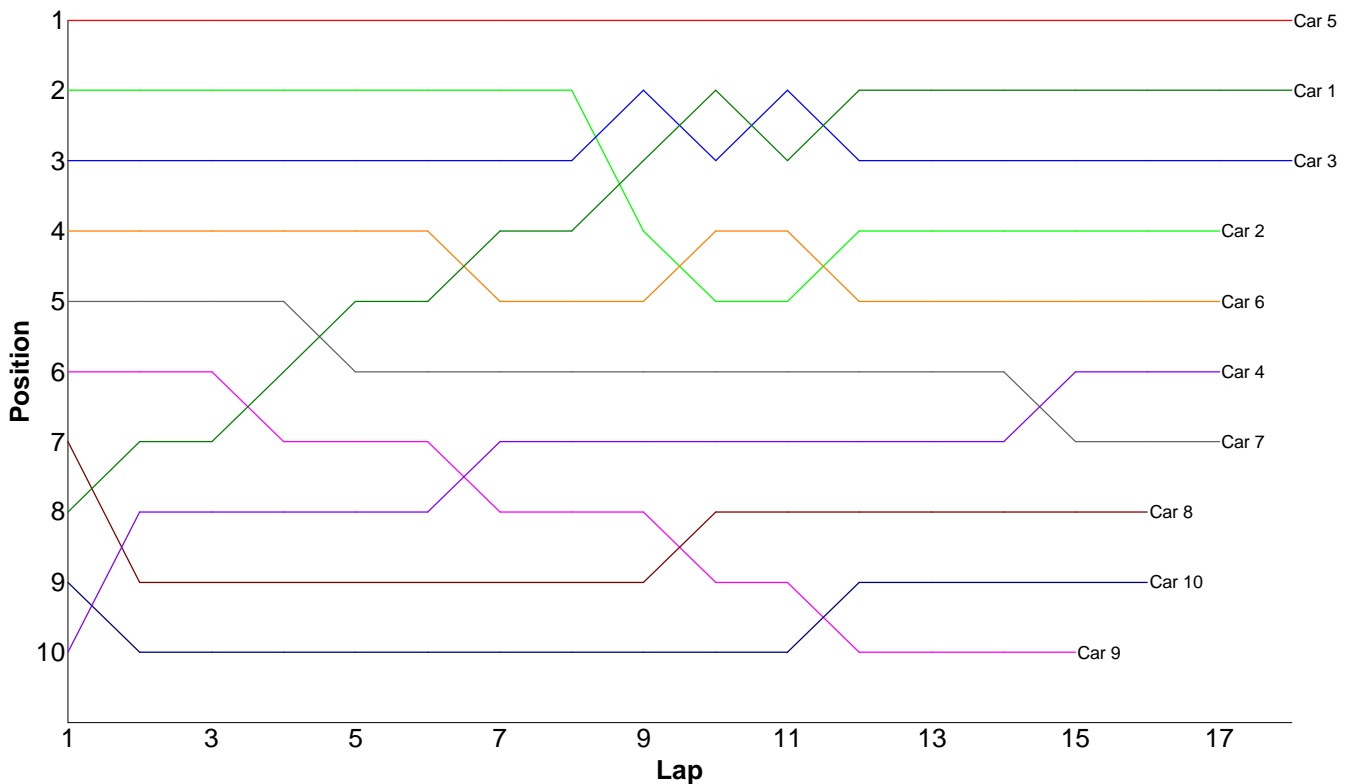
Lap	Car 1	Car 2	Car 3	Car 4	Car 5	Car 6
1	31.25		32.24	37.45		51.21
2	20.65		20.55	29.01		36.17
3	21.06		21.33	21.66		31.26
4	20.73		24.04	21.17		32.77
5	21.04		21.37	20.84		42.48
6	22.15		21.43	27.17		44.69
7	21.28		21.13	21.45		32.03
8	21.49		24.93	21.65		33.80
9	20.08		21.62	22.12		
10	20.55		23.23	21.46		
11	20.49		21.30	27.09		
12	20.46		21.41	20.71		
13	20.82		22.55	21.47		
14	20.04		21.03			
15						



## <Stock Sport TT-01> - A Final Leg 2

Pos	Car	Form	Name	Member Type	Car Make	Result	Ave	Best
1	5	F2	Kyle Fuller	J2008	Xray	18 / 311.15	17.28	16.46
2	1	F1	Nigel Moss	S2008	Hot Bodies	18 / 311.55	17.30	15.80
3	3		Anthony Pedder	S-Guest	Hot Bodies	18 / 316.07	17.55	16.19
4	2	F1	Kevin Bissell	S2008	Hot Bodies	17 / 302.00	17.76	16.34
5	6	F1	Ian Cairns	S2008	Xray	17 / 303.89	17.87	16.76
6	4	F2	Jon Wilkins	S2008	Hot Bodies	17 / 308.96	18.17	16.81
7	7	F2	James Pilkington	S2008	Hot Bodies	17 / 310.47	18.26	17.19
8	8	F2	Scott Stokes	S2008	Xray	16 / 314.76	19.67	17.73
9	10	F2	Robin Francis	S2008	Hot Bodies	16 / 317.55	19.84	17.00
10	9	F2	Craig Murrell	J-Guest	Xray	15 / 319.68	21.31	17.47

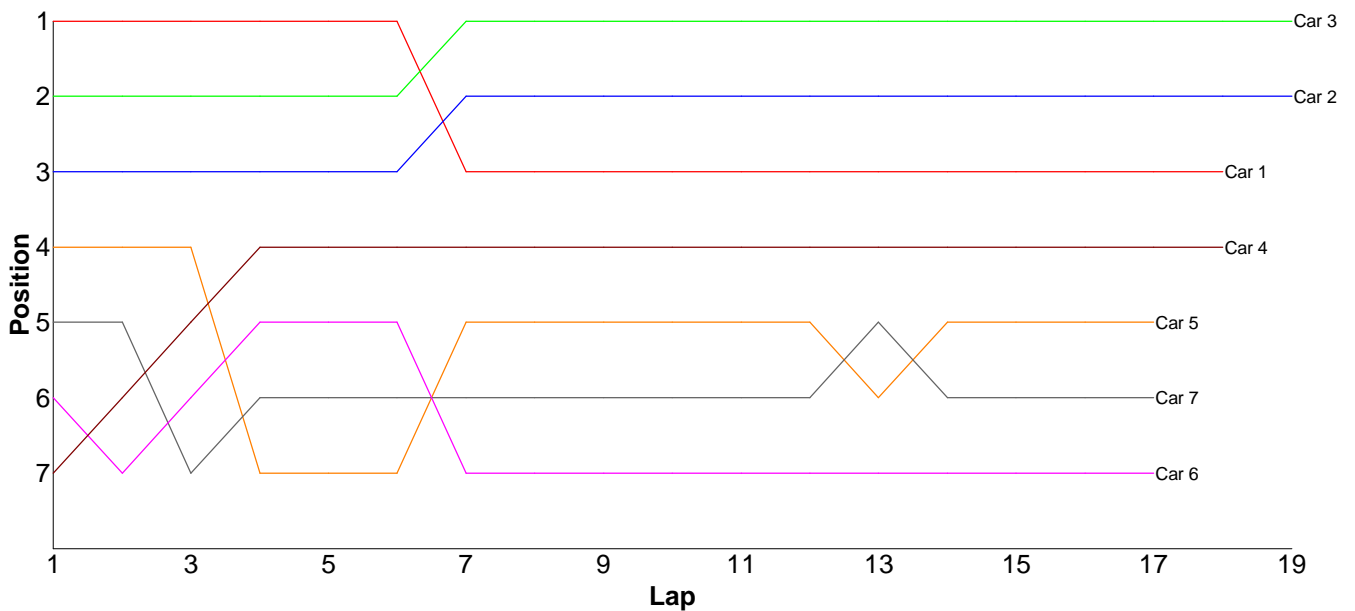
Lap	Car 1	Car 2	Car 3	Car 4	Car 5	Car 6	Car 7	Car 8	Car 9	Car 10
1	31.59	26.82	27.53	32.01	26.27	27.75	28.68	31.13	30.21	31.90
2	18.62	16.42	16.46	19.61	16.46	17.84	17.44	21.41	17.93	21.09
3	16.24	16.34	16.55	17.31	16.46	16.87	17.19	18.49	17.47	18.69
4	15.94	16.64	16.19	17.00	16.53	17.16	17.66	18.19	18.33	17.87
5	15.81	16.56	16.68	16.87	16.60	16.95	17.89	17.73	18.67	18.86
6	15.97	16.85	16.37	17.98	16.63	17.01	17.27	18.36	18.07	20.59
7	15.80	17.13	17.18	17.72	16.60	17.68	17.34	18.49	20.07	17.75
8	16.41	18.12	18.20	16.88	16.77	17.31	17.91	19.69	17.91	21.64
9	16.09	18.00	16.62	17.00	17.00	17.54	17.73	18.07	22.50	22.78
10	17.23	21.56	19.42	16.81	17.01	17.05	17.91	18.31	22.41	17.00
11	18.08	17.05	16.35	16.84	16.68	17.45	17.48	19.85	22.83	19.10
12	16.08	16.84	16.89	17.30	17.03	18.64	17.59	18.68	19.77	17.66
13	16.16	16.72	16.86	17.26	16.91	16.78	18.18	17.74	20.07	17.81
14	16.18	16.80	16.54	17.42	17.11	16.76	17.39	18.62	29.81	19.16
15	16.57	16.56	16.64	16.92	16.85	16.84	17.73	20.50	23.63	17.20
16	16.21	16.64	17.58	17.09	16.78	17.11	17.48	19.50		18.45
17	16.44	16.95	17.14	16.94	16.81	17.15	17.60			
18	16.13		16.87		16.65					
19										



# Pro-Stock - A Final Leg 2

Pos	Car	Form	Name	Member Type	Car Make	Result	Ave	Best
1	3	F1	Ori Sohachevsky	S2008	Serpent	19 / 305.76	16.09	15.27
2	2	F1	Nick Adams	S2008	Tamiya	19 / 308.77	16.25	15.33
3	1	F1	Mark Payne	S2008	Xray	18 / 300.04	16.66	15.43
4	4	F1	Tim Webb	S2008	Hot Bodies	18 / 301.12	16.72	15.39
5	5	F1	Dave Skelton	S2008	Xray	17 / 301.77	17.75	15.59
6	7	F2	Neil Talbot	S2008	Xray	17 / 306.72	18.04	16.05
7	6	F2	Brian Killick	S2008	Xray	17 / 309.68	18.21	16.04

Lap	Car 1	Car 2	Car 3	Car 4	Car 5	Car 6	Car 7
1	24.05	26.17	25.54	29.60	26.77	28.36	27.06
2	15.69	15.38	15.33	16.45	16.18	19.17	16.60
3	15.54	15.51	15.52	16.16	16.19	16.78	21.12
4	15.77	15.51	15.27	15.76	22.72	16.04	16.65
5	15.87	15.35	15.73	16.05	16.74	16.06	16.05
6	15.43	15.61	15.28	15.57	16.62	16.37	16.24
7	22.38	15.33	15.87	15.84	16.24	21.02	18.72
8	15.93	15.40	15.44	15.86	15.73	22.22	16.43
9	15.79	15.69	15.63	15.63	16.05	17.92	17.56
10	15.64	15.46	15.46	15.39	16.29	16.57	16.17
11	15.57	15.64	15.61	15.62	15.59	16.68	16.63
12	15.70	15.38	15.35	15.96	17.81	16.51	18.72
13	15.84	15.83	15.38	15.75	23.35	16.43	17.54
14	15.98	15.46	15.63	15.65	16.24	16.19	20.33
15	17.79	15.50	15.49	18.92	16.45	16.63	16.76
16	15.90	17.55	15.53	15.56	17.07	19.31	17.51
17	15.52	16.25	15.80	15.73	15.73	17.42	16.63
18	15.65	16.00	16.10	15.62			
19		15.75	15.80				
20							



## IC Touring - A Final Leg 2

Pos	Car	Form	Name	Member Type	Car Make	Result	Ave	Best
=1	1	F1	Adrian Poole	S2008	Team Magic	0 / 0.00	0.00	0.00
=1	2	F2	Phillip Pullen	S2008	Mugen	0 / 0.00	0.00	0.00
=1	3	F2	Gary Fuller	S2008	Serpent	0 / 0.00	0.00	0.00
=1	4	F2	Mark Fagan	S2008	Serpent	0 / 0.00	0.00	0.00
=1	5	F2	Colin Taggart	S2008	Xray	0 / 0.00	0.00	0.00
=1	6	F2	Stephen Mills	S2008	Xray	0 / 0.00	0.00	0.00
=1	7	F2	Andrew Mills	S2008	Mugen	0 / 0.00	0.00	0.00

Lap	Car 1	Car 2	Car 3	Car 4	Car 5	Car 6	Car 7
-----	-------	-------	-------	-------	-------	-------	-------

1

*Produced by RC-Timing 2006 on 21 Sep 2008, 7:04 PM. [www.RC-Timing.com](http://www.RC-Timing.com)*