

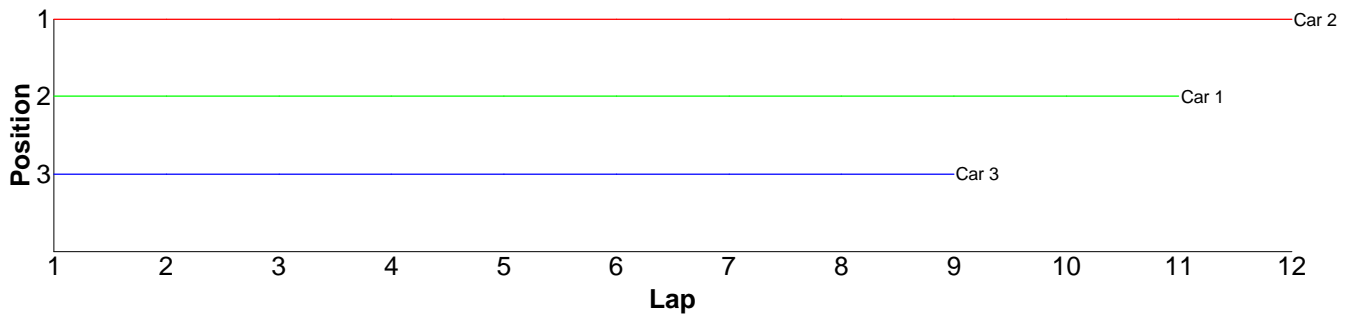
# AMCC Summer Championship 2008 - Round 10: 7 sep 08

## Race Results

### Heat 1 - Round 1 (Formula GT)

Pos	Car	Form	Name	Member Type	Car Make	Result	Ave	Best
1	2	F2	Dave Skelton	S2008	Tamiya	12 / 304.38	25.36	22.97
2	1	F2	Nigel Moss	S2008	Tamiya	11 / 290.88	26.44	22.24
3	3	F2	Scott Stokes	S2008	Tamiya	9 / 309.02	34.33	25.06
4	4	F1	Robin Francis	S2008	Tamiya	0 / 0.00	0.00	0.00

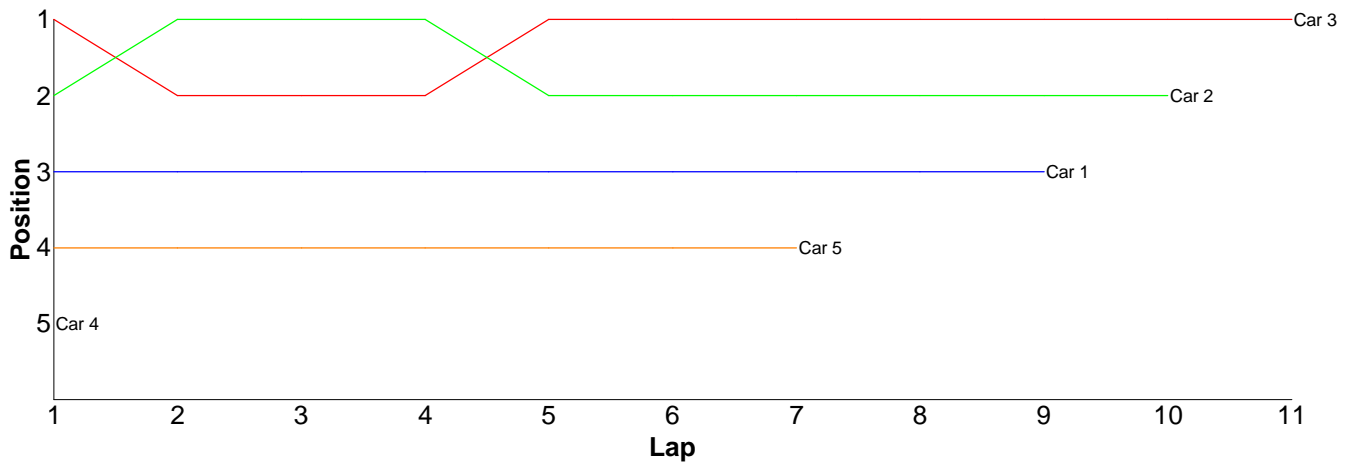
Lap	Car 1	Car 2	Car 3	Car 4
1	31.91	26.46	49.01	
2	24.26	24.73	35.77	
3	32.75	22.97	31.93	
4	24.80	24.41	37.27	
5	23.97	26.27	32.71	
6	27.52	27.88	38.16	
7	22.24	24.64	25.06	
8	22.35	24.65	30.34	
9	23.43	26.56	28.77	
10	28.66	23.99		
11	28.99	28.06		
12		23.76		
13				



## Heat 2 - Round 1 (<Sport / TT-01>)

Pos	Car	Form	Name	Class	Member Type	Car Make	Result	Ave
1	3	F1	Matthew Mills	Electric Sport	J2008	HPI	11 / 304.24	27.65
2	2	F1	Emily Hall	Electric Sport	S2008	Hot Bodies	10 / 303.35	30.33
3	1	F1	Kieran Stokes	Tamiya Stock	J2008	Tamiya	9 / 309.11	34.34
4	5	F2	Hannah Carless	Tamiya Stock	J2008	Tamiya	7 / 293.77	41.96
5	4	F2	Dawn Skelton	Electric Sport	S2008	Xray	1 / 49.62	49.62

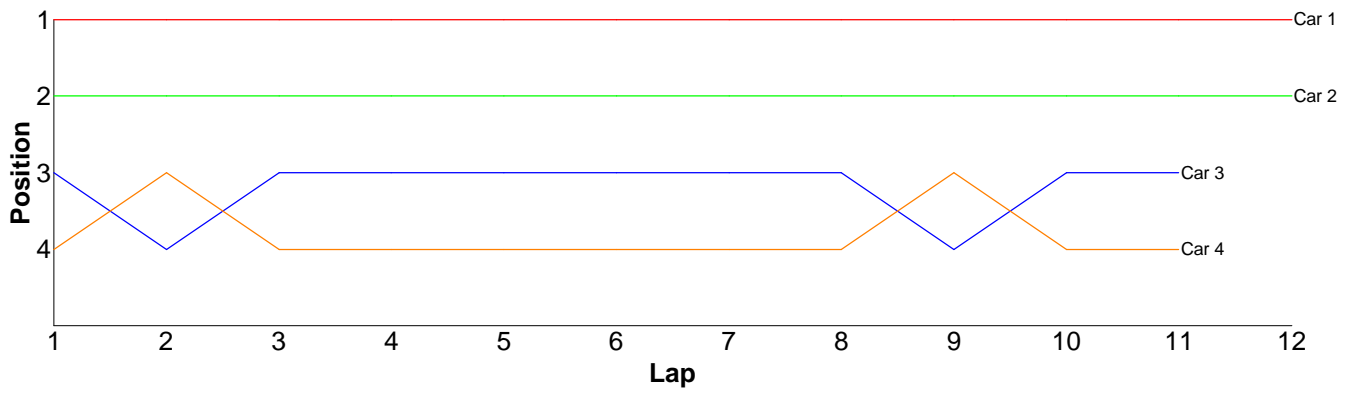
Lap	Car 1	Car 2	Car 3	Car 4	Car 5
1	30.66	28.40	25.52	49.62	40.04
2	32.39	28.26	36.60		26.85
3	34.38	29.23	29.40		43.95
4	31.53	28.75	25.24		48.99
5	29.97	34.12	28.76		43.35
6	38.46	29.00	25.98		45.20
7	33.45	27.29	24.83		45.39
8	43.15	39.33	24.53		
9	35.12	30.15	32.08		
10		28.82	23.26		
11			28.04		
12					



# Heat 3 - Round 1 (Bikes)

Pos	Car	Form	Name	Member Type	Car Make	Result	Ave	Best
1	1	F1	Steve Leake	S2008		12 / 304.10	25.34	24.92
2	2	F1	Andy Carless	S2008		12 / 322.77	26.89	26.18
3	3	F1	Gerald Page	S2008		11 / 318.20	28.92	25.81
4	4	F2	Chris Groom	S2008		11 / 318.59	28.96	25.60

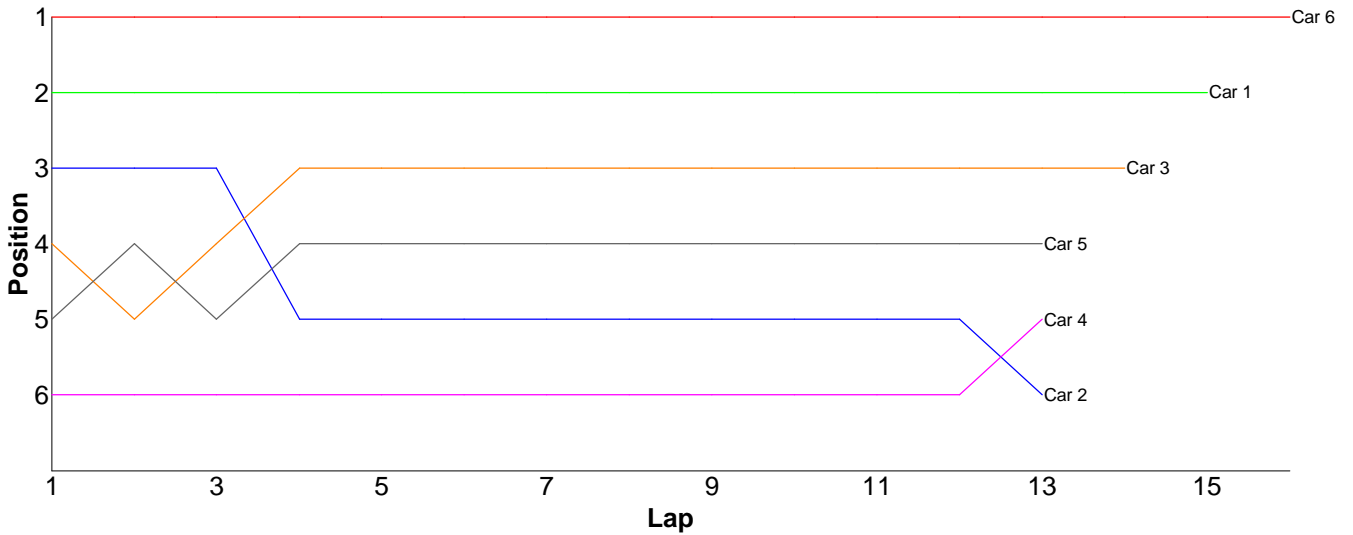
Lap	Car 1	Car 2	Car 3	Car 4
1	25.04	26.86	33.43	33.54
2	25.55	27.65	26.53	25.65
3	25.50	27.11	33.74	43.79
4	25.48	26.55	25.93	25.89
5	25.88	28.20	37.99	33.34
6	25.85	26.41	26.86	26.21
7	24.95	27.00	25.95	26.58
8	25.43	26.18	29.77	25.60
9	24.92	27.03	26.22	25.80
10	25.22	26.37	25.81	26.08
11	25.25	26.84	25.97	26.11
12	25.03	26.57		
13				



# Heat 4 - Round 1 (Stock Touring)

Pos	Car	Form	Name	Member Type	Car Make	Result	Ave	Best
1	6		Jon Wilkins	S2008	Hot Bodies	16 / 313.56	19.59	18.61
2	1	F1	Kevin Bissell	S2008	Hot Bodies	15 / 303.13	20.20	19.27
3	3	F2	Mason Sadler	J2008	Hot Bodies	14 / 306.16	21.86	19.95
4	5	F2	Jose Jimenez	S2008	Xray	13 / 307.47	23.65	21.35
5	4	F2	Scott Stokes	S2008	Xray	13 / 314.77	24.21	20.02
6	2	F2	Robin Francis	S2008	Hot Bodies	13 / 321.35	24.71	19.55

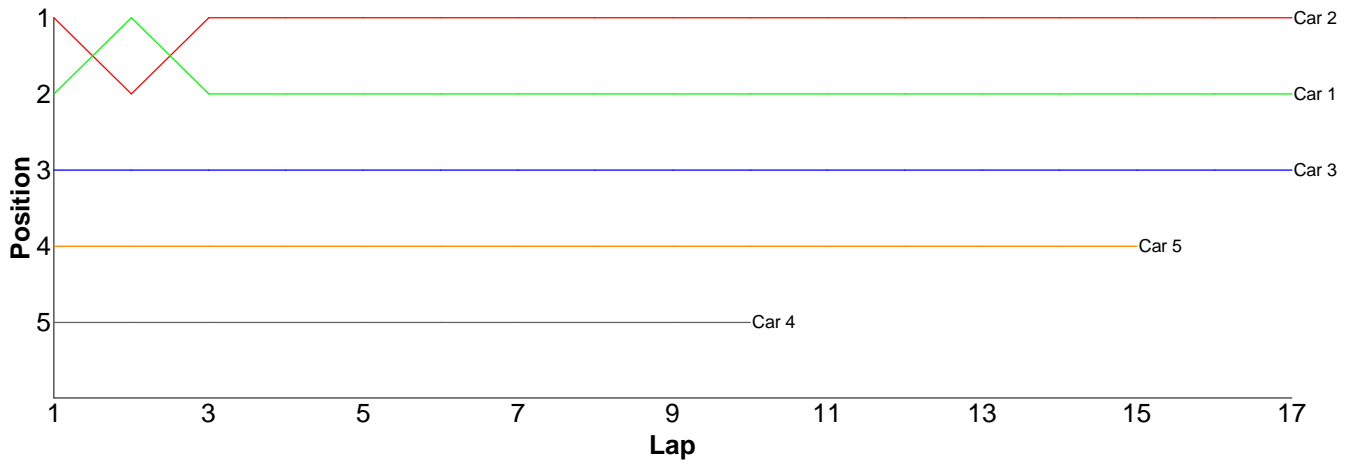
Lap	Car 1	Car 2	Car 3	Car 4	Car 5	Car 6
1	20.87	21.62	23.85	37.83	24.14	20.04
2	20.61	24.06	24.06	33.26	23.29	19.39
3	20.74	22.52	22.16	22.32	25.05	19.31
4	20.65	36.42	21.61	20.91	21.85	18.88
5	20.79	24.93	22.43	22.90	30.91	18.96
6	20.38	22.77	20.30	23.26	21.69	19.50
7	19.82	21.22	20.93	21.02	22.08	18.79
8	19.89	22.84	21.11	27.63	24.81	18.61
9	19.63	29.29	21.14	21.04	24.11	27.33
10	19.66	24.94	21.15	21.69	23.09	18.99
11	19.48	19.55	27.02	22.14	23.67	18.88
12	20.95	21.79	19.95	20.75	21.43	19.22
13	19.77	29.40	20.04	20.02	21.35	18.96
14	19.27		20.41			18.96
15	20.62					18.95
16						18.79
17						



# Heat 5 - Round 1 (<Mod / Pro>)

Pos	Car	Form	Name	Member Type	Car Make	Result	Ave	Best
1	2	F1	Nick Adams	S2008	Tamiya	17 / 301.37	17.72	17.52
2	1	F1	Nigel Moss	S2008	Hot Bodies	17 / 303.93	17.87	17.07
3	3	F1	Ori Sohachevsky	S2008	Serpent	17 / 309.24	18.19	17.49
4	5		Jamie Vassallo	S2008	Scythe	15 / 309.50	20.63	18.01
5	4	F1	Dave Skelton	S2008	Xray	10 / 302.94	30.29	17.51

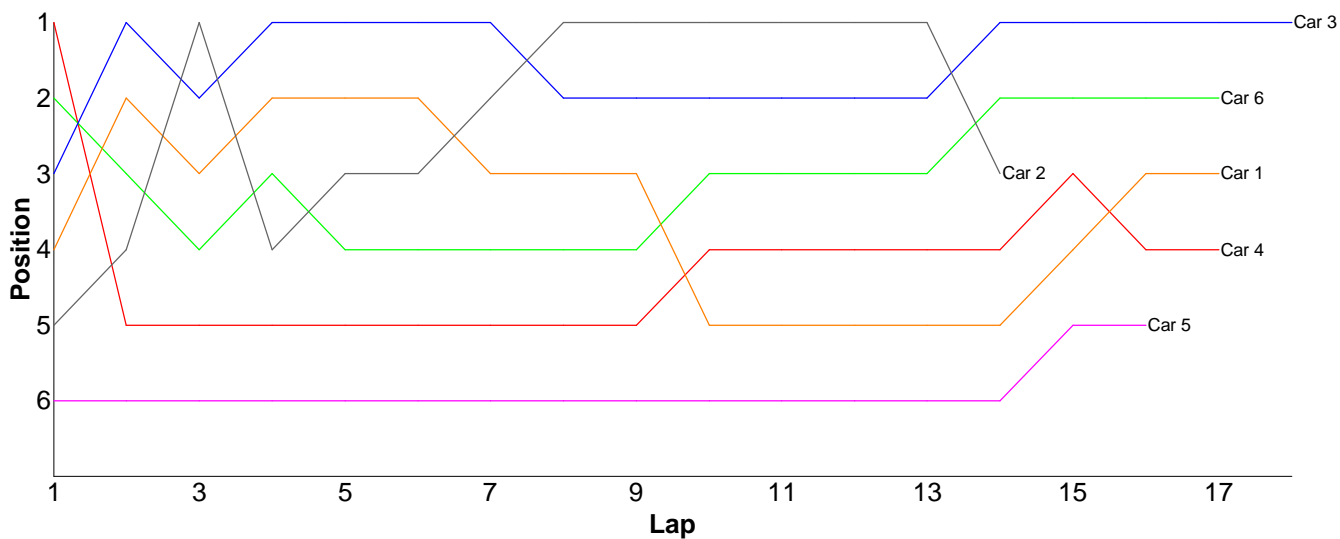
Lap	Car 1	Car 2	Car 3	Car 4	Car 5
1	18.09	17.94	18.24	137.26	25.75
2	17.55	17.73	17.77	18.94	20.37
3	18.60	17.79	23.90	20.48	19.77
4	17.91	17.73	17.99	18.00	25.42
5	17.90	17.85	17.65	18.34	19.93
6	20.00	17.66	18.18	17.51	18.50
7	17.54	17.67	17.92	18.26	19.27
8	18.42	17.59	17.75	18.27	19.77
9	17.30	17.83	17.85	17.93	18.69
10	17.07	17.89	17.94	17.95	18.20
11	18.10	17.63	17.77		18.46
12	17.96	17.81	17.84		22.74
13	17.32	17.52	18.22		18.01
14	17.32	17.66	17.49		25.93
15	17.38	17.81	17.54		18.69
16	17.91	17.60	17.64		
17	17.56	17.66	17.55		
18					



# Heat 6 - Round 1 (<Mod / Pro>)

Pos	Car	Form	Name	Class	Member Type	Car Make	Result	Ave
1	3	F1	Mark Sadler	Pro-Stock	S2008	Hot Bodies	18 / 312.46	17.35
2	6	F1	Tim Langdell	Pro-Stock	S2008	Serpent	17 / 303.04	17.82
3	1	F1	Jay Westwood	Pro-Stock	S2008	Schumacher	17 / 305.94	17.99
4	4	F1	Dan Ghibaldan	Pro-Stock	S2008	Serpent	17 / 308.82	18.16
5	5	F1	Matthew Quinlisk	Pro-Stock	S2008	Hot Bodies	16 / 317.88	19.86
6	2	F1	Glen Westwood	Modified	S2008	Schumacher	14 / 251.22	17.94

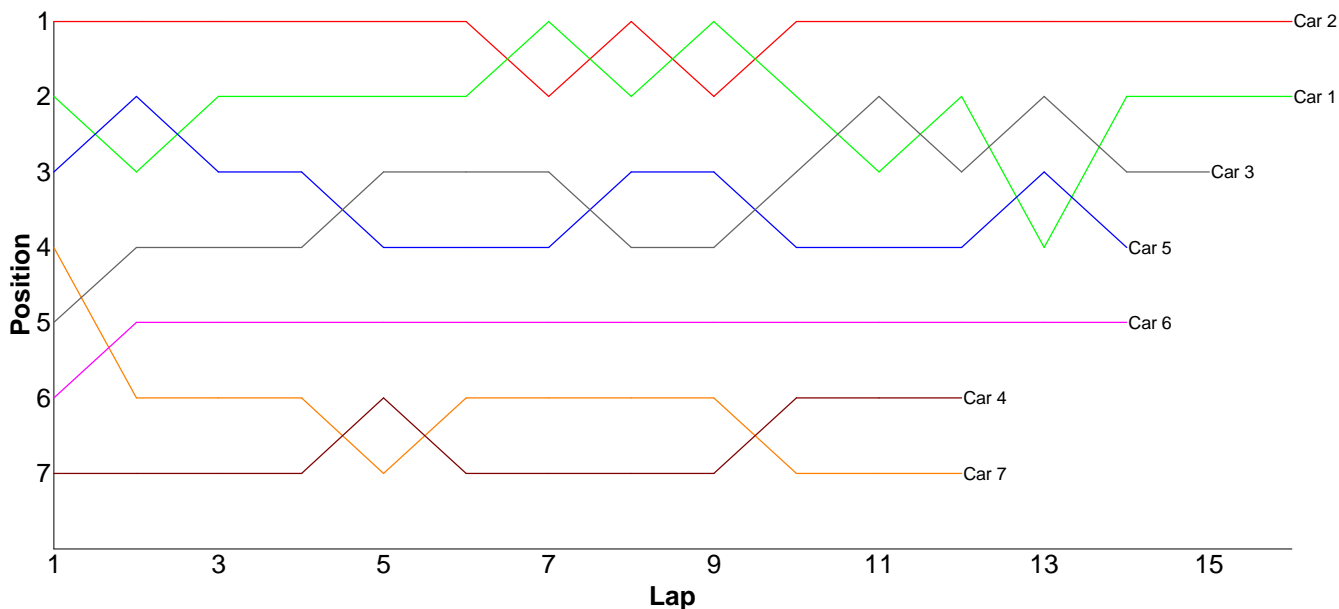
Lap	Car 1	Car 2	Car 3	Car 4	Car 5	Car 6
1	18.98	19.73	18.90	18.63	25.07	18.63
2	17.52	16.92	17.48	18.66	17.34	17.92
3	17.20	16.85	17.22	18.64	19.52	18.31
4	17.52	19.12	17.51	17.99	17.41	17.52
5	16.90	17.03	16.82	17.55	18.54	17.96
6	17.33	16.74	17.04	18.08	20.98	17.36
7	17.95	16.66	17.46	17.97	20.17	17.84
8	18.91	17.97	19.05	18.56	18.19	17.53
9	17.19	16.72	16.75	17.76	18.54	17.55
10	25.75	17.00	17.10	17.84	17.71	17.85
11	16.73	16.77	17.17	18.05	26.81	17.23
12	17.69	16.45	16.92	17.72	24.47	17.51
13	17.69	16.75	17.20	18.14	18.38	17.51
14	16.96	26.51	16.96	18.10	17.94	17.64
15	17.59		17.17	18.12	18.51	17.15
16	17.00		16.98	19.15	18.30	17.39
17	17.03		17.43	17.86		20.14
18			17.30			
19						



## Heat 7 - Round 1 (<IC Nitro>)

Pos	Car	Form	Name	Class	Member Type	Car Make	Result	Ave
1	2	F2	David Forsythe	IC Touring	S2008	Xray	16 / 305.91	19.11
2	1	F1	Iain Hollands	IC Outlaw	S2008	Serpent	16 / 320.74	20.04
3	3	F2	JamesRumble	IC Touring	S2008	Xray	15 / 303.32	20.22
4	5	F2	Gary Fuller	IC Touring	S2008	Serpent	14 / 283.77	20.26
5	6	F2	Stephen Mills	IC Touring	S2008	Xray	14 / 320.44	22.88
6	4	F2	Andrew Mills	IC Touring	S2008	Mugen	12 / 312.19	26.01
7	7	F2	Barry Smith	IC Outlaw	S2008	Mugen	12 / 321.08	26.75
8	8	F2	Mark Fagan	IC Touring	S2008	Team Magic	0 / 0.00	0.00

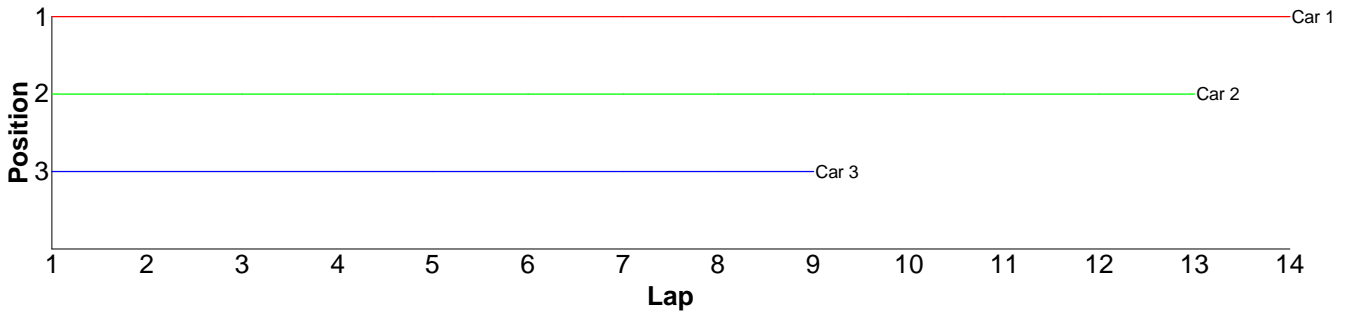
Lap	Car 1	Car 2	Car 3	Car 4	Car 5	Car 6	Car 7	Car 8
1	19.45	18.82	25.80	43.84	22.09	27.41	24.49	
2	26.36	23.71	20.86	30.53	22.02	22.61	33.22	
3	18.17	19.19	19.54	27.13	20.26	21.27	33.82	
4	18.46	19.17	19.61	22.08	21.01	27.95	28.80	
5	17.92	18.78	19.50	20.70	20.36	21.20	25.93	
6	17.80	18.39	18.97	34.44	20.86	20.64	24.06	
7	17.91	18.19	19.18	25.26	19.61	23.31	23.38	
8	19.56	18.95	24.58	22.81	19.93	20.64	24.16	
9	17.54	19.16	18.26	24.59	19.59	21.30	24.21	
10	23.77	19.02	18.07	20.26	19.87	19.92	29.94	
11	27.27	18.80	19.60	20.74	19.98	20.16	24.09	
12	17.55	19.17	19.02	19.81	19.10	20.74	24.98	
13	22.62	19.17	18.61		19.37	26.98		
14	17.38	18.39	20.57		19.72	26.31		
15	18.07	18.36	21.15					
16	20.91	18.64						
17								



## Heat 1 - Round 2 (Formula GT)

Pos	Car	Form	Name	Member Type	Car Make	Result	Ave	Best
1	1	F2	Nigel Moss	S2008	Tamiya	14 / 303.26	21.66	18.98
2	2	F2	Dave Skelton	S2008	Tamiya	13 / 312.06	24.00	21.81
3	3	F2	Scott Stokes	S2008	Tamiya	9 / 305.07	33.89	25.62
4	4	F1	Robin Francis	S2008	Tamiya	0 / 0.00	0.00	0.00

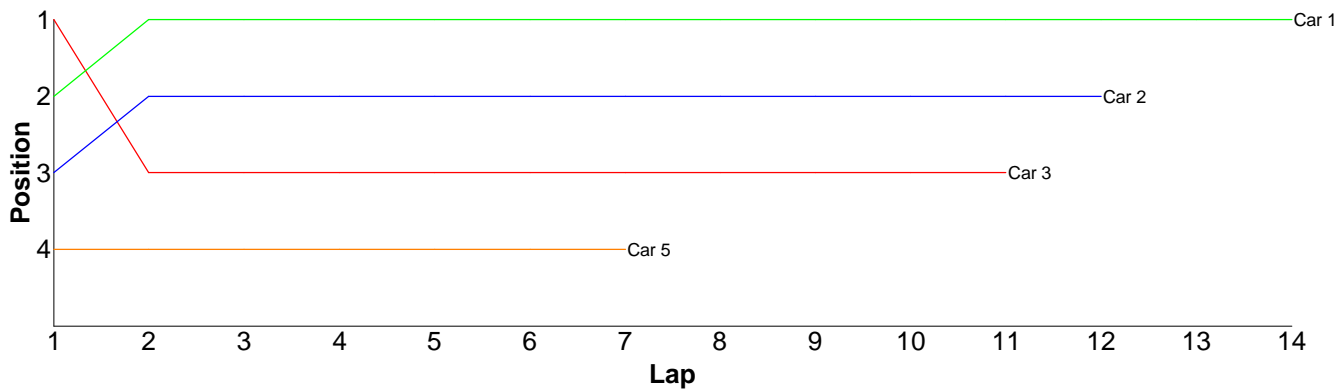
1	23.05	24.57	59.52
2	22.29	26.08	25.62
3	22.25	22.50	37.06
4	19.53	22.51	25.80
5	20.97	22.07	29.96
6	19.67	23.38	35.85
7	19.34	29.83	31.77
8	22.38	27.54	28.45
9	21.84	21.92	31.04
10	20.41	24.18	
11	19.97	21.86	
12	29.33	23.81	
13	23.25	21.81	
14	18.98		
15			



## Heat 2 - Round 2 (<Sport / TT-01>)

Pos	Car	Form	Name	Class	Member Type	Car Make	Result	Ave
1	1	F1	Kieran Stokes	Tamiya Stock	J2008	Tamiya	14 / 321.62	22.97
2	2	F1	Emily Hall	Electric Sport	S2008	Hot Bodies	12 / 301.20	25.10
3	3	F1	Matthew Mills	Electric Sport	J2008	HPI	11 / 283.32	25.75
4	5	F2	Hannah Carless	Tamiya Stock	J2008	Tamiya	7 / 261.16	37.30
5	4	F2	Dawn Skelton	Electric Sport	S2008	Xray	0 / 0.00	0.00

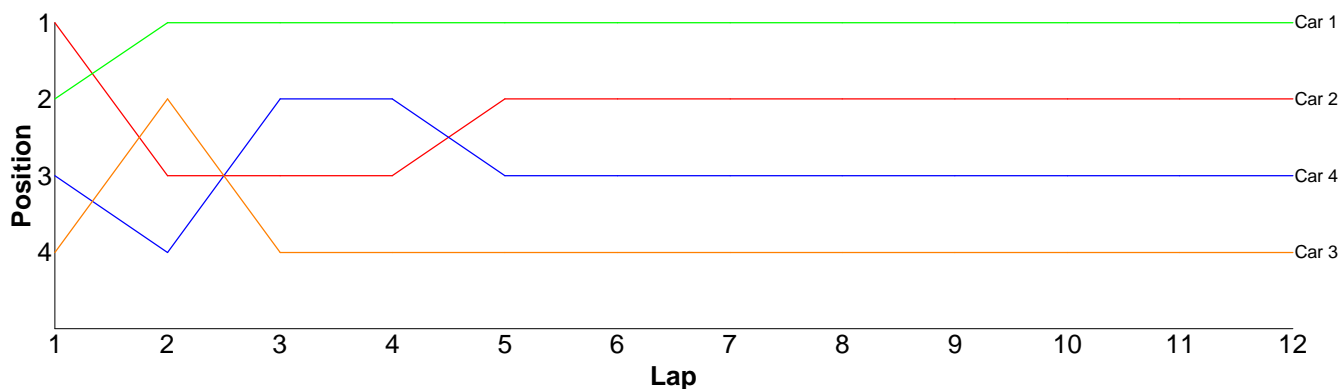
Lap	Car 1	Car 2	Car 3	Car 4	Car 5
1	23.40	24.19	23.17		35.68
2	23.28	24.61	27.39		37.62
3	22.87	23.83	22.45		35.17
4	22.71	24.91	30.18		38.64
5	23.26	24.03	23.07		40.24
6	22.68	24.47	22.85		37.21
7	22.49	24.40	25.95		36.60
8	22.18	23.94	36.93		
9	22.82	24.78	24.00		
10	23.31	31.33	22.99		
11	23.87	26.23	24.34		
12	22.46	24.48			
13	23.01				
14	23.28				
15					



### Heat 3 - Round 2 (Bikes)

Pos	Car	Form	Name	Member Type	Car Make	Result	Ave	Best
1	1	F1	Steve Leake	S2008		12 / 301.94	25.16	24.05
2	2	F1	Andy Carless	S2008		12 / 313.14	26.09	24.81
3	4	F2	Chris Groom	S2008		12 / 315.13	26.26	24.30
4	3	F1	Gerald Page	S2008		12 / 324.19	27.01	24.65

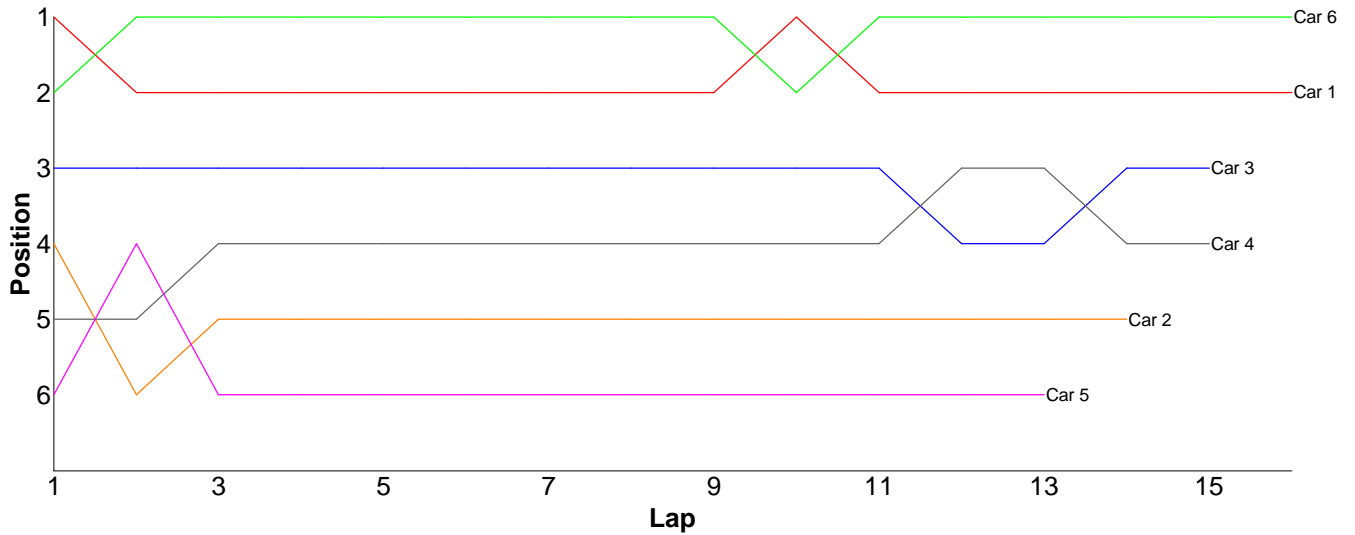
Lap	Car 1	Car 2	Car 3	Car 4
1	24.98	24.81	26.10	25.78
2	24.67	26.02	24.65	25.28
3	24.16	25.35	25.72	25.00
4	24.54	26.54	34.03	25.33
5	24.61	26.76	24.95	34.04
6	24.81	27.26	26.21	24.86
7	24.89	25.75	25.49	24.30
8	24.65	25.41	26.75	24.34
9	24.66	26.21	25.41	30.30
10	25.53	26.77	26.14	25.29
11	30.39	26.16	31.66	24.68
12	24.05	26.10	27.08	25.93
13				



# Heat 4 - Round 2 (Stock Touring)

Pos	Car	Form	Name	Member Type	Car Make	Result	Ave	Best
1	6		Jon Wilkins	S2008	Hot Bodies	16 / 303.30	18.95	18.20
2	1	F1	Kevin Bissell	S2008	Hot Bodies	16 / 310.55	19.40	18.40
3	3	F2	Mason Sadler	J2008	Hot Bodies	15 / 300.45	20.03	18.87
4	4	F2	Scott Stokes	S2008	Xray	15 / 305.58	20.37	19.37
5	2	F2	Robin Francis	S2008	Hot Bodies	14 / 310.27	22.16	19.35
6	5	F2	Jose Jimenez	S2008	Xray	13 / 293.63	22.58	19.70

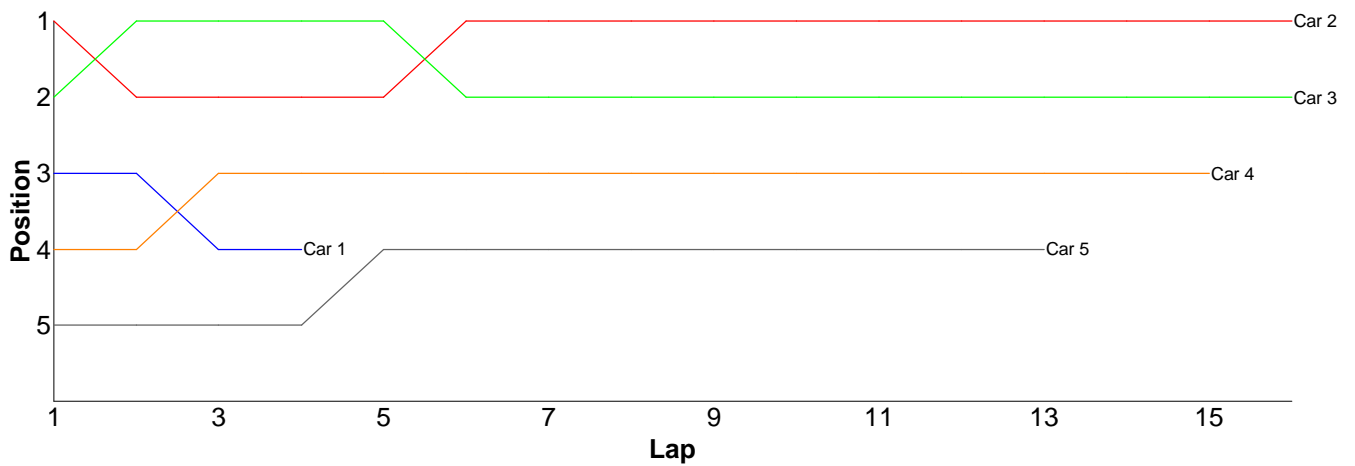
Lap	Car 1	Car 2	Car 3	Car 4	Car 5	Car 6
1	18.87	20.79	19.80	20.86	21.36	19.18
2	18.96	22.32	20.02	21.97	20.36	18.32
3	18.77	25.67	20.69	20.13	32.46	18.40
4	20.88	22.95	20.42	20.12	23.63	18.77
5	19.12	20.44	19.84	19.37	21.48	19.05
6	18.73	27.47	20.09	19.56	21.73	18.20
7	19.13	20.79	19.44	20.15	19.78	18.46
8	18.46	19.74	19.40	19.73	30.32	18.58
9	18.40	19.55	19.30	19.55	21.88	18.39
10	18.45	19.68	19.75	20.03	19.84	25.22
11	26.18	27.61	19.19	20.51	21.37	18.27
12	19.00	23.86	23.85	19.42	19.70	18.87
13	18.47	20.05	19.28	19.43	19.72	18.25
14	19.34	19.35	18.87	20.77		18.26
15	18.40		20.51	23.98		18.50
16	19.39					18.58
17						



# Heat 5 - Round 2 (<Mod / Pro>)

Pos	Car	Form	Name	Member Type	Car Make	Result	Ave	Best
1	2	F1	Nick Adams	S2008	Tamiya	16 / 304.61	19.03	17.50
2	3	F1	Ori Sohachevsky	S2008	Serpent	16 / 308.19	19.26	17.34
3	4	F1	Dave Skelton	S2008	Xray	15 / 302.97	20.19	17.53
4	5		Jamie Vassallo	S2008	Scythe	13 / 300.31	23.10	18.77
5	1	F1	Nigel Moss	S2008	Hot Bodies	4 / 87.31	21.82	21.65

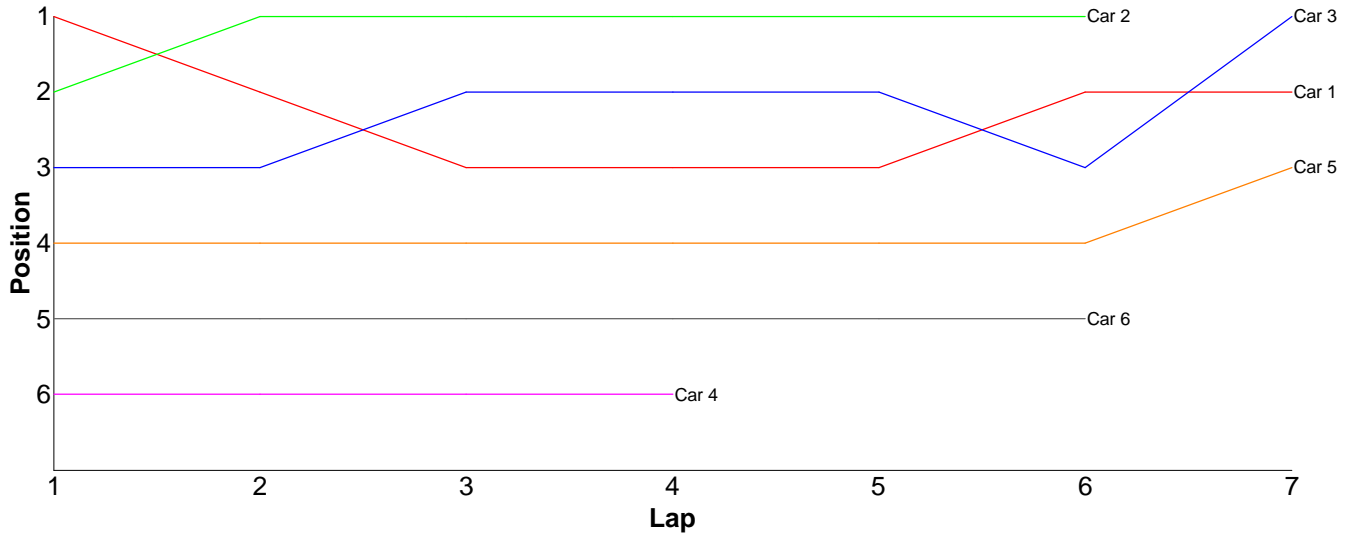
Lap	Car 1	Car 2	Car 3	Car 4	Car 5
1	21.74	18.88	19.27	23.43	29.73
2	21.65	21.88	19.71	20.93	21.90
3	21.66	19.98	20.23	20.35	20.74
4	22.26	20.31	20.83	20.56	29.38
5		20.06	20.03	20.66	23.23
6		19.88	21.61	20.24	28.16
7		19.66	20.10	22.13	22.07
8		18.63	20.07	19.65	20.69
9		19.86	18.96	19.41	20.17
10		18.05	19.23	20.80	25.91
11		18.09	18.58	18.72	18.77
12		18.32	19.00	17.73	20.17
13		17.64	18.22	23.03	19.39
14		18.35	17.49	17.80	
15		17.50	17.34	17.53	
16		17.52	17.52		
17					



# Heat 6 - Round 2 (<Mod / Pro>)

Pos	Car	Form	Name	Class	Member Type	Car Make	Result	Ave
1	3	F1	Mark Sadler	Pro-Stock	S2008	Hot Bodies	7 / 123.58	17.65
2	1	F1	Jay Westwood	Pro-Stock	S2008	Schumacher	7 / 123.69	17.67
3	5	F1	Matthew Quinlisk	Pro-Stock	S2008	Hot Bodies	7 / 131.57	18.79
4	2	F1	Glen Westwood	Modified	S2008	Schumacher	6 / 102.53	17.08
5	6	F1	Tim Langdell	Pro-Stock	S2008	Serpent	6 / 113.44	18.90
6	4	F1	Dan Ghibaldan	Pro-Stock	S2008	Serpent	4 / 110.13	27.53

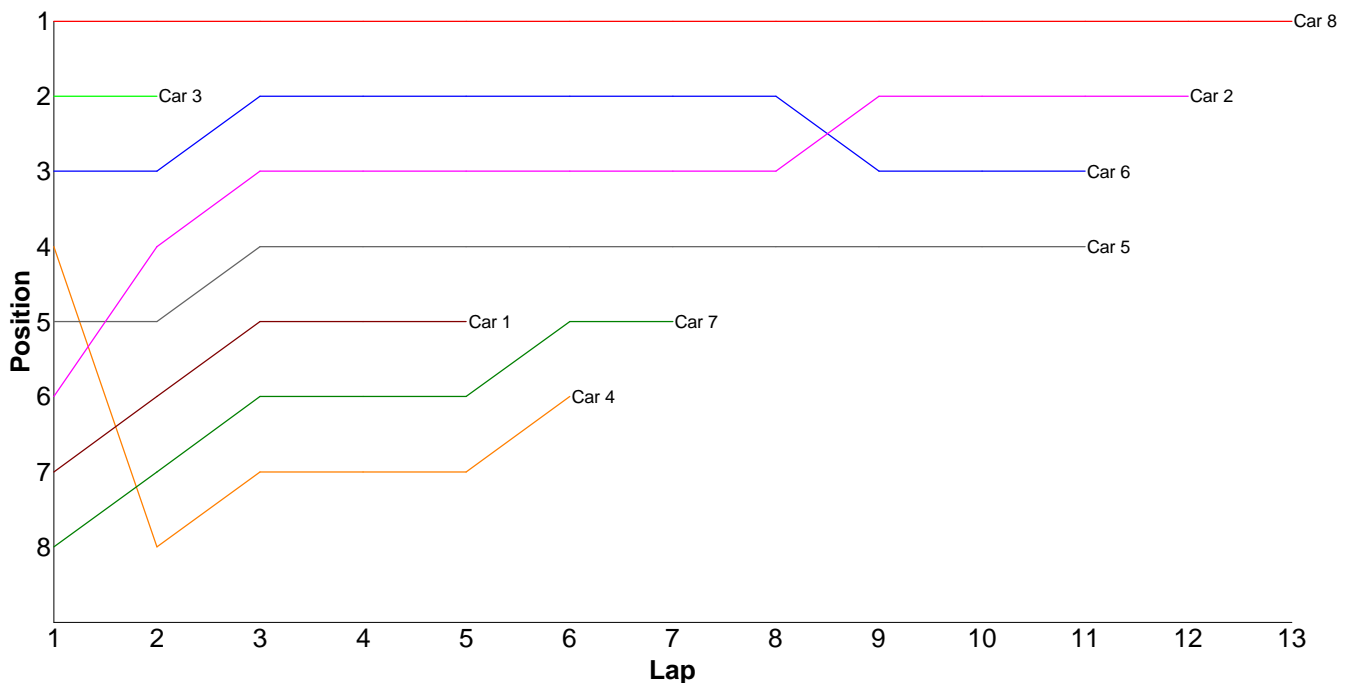
Lap	Car 1	Car 2	Car 3	Car 4	Car 5	Car 6
1	16.89	16.99	17.10	20.06	17.95	19.24
2	17.02	16.72	16.84	19.41	17.41	17.58
3	17.18	16.66	17.12	33.41	17.39	17.90
4	17.06	16.51	16.86	37.25	17.71	17.20
5	17.40	16.94	17.38		18.06	20.32
6	18.71	18.71	19.04		21.78	21.20
7	19.43		19.24		21.27	
8						



## Heat 7 - Round 2 (<IC Nitro>)

Pos	Car	Form	Name	Class	Member Type	Car Make	Result	Ave
1	8	F2	Mark Fagan	IC Touring	S2008	Team Magic	13 / 305.94	23.53
2	2	F2	David Forsythe	IC Touring	S2008	Xray	12 / 319.18	26.59
3	6	F2	Stephen Mills	IC Touring	S2008	Xray	11 / 308.60	28.05
4	5	F2	Gary Fuller	IC Touring	S2008	Serpent	11 / 323.12	29.37
5	7	F2	Barry Smith	IC Outlaw	S2008	Mugen	7 / 313.21	44.74
6	4	F2	Andrew Mills	IC Touring	S2008	Mugen	6 / 308.49	51.41
7	1	F1	Iain Hollands	IC Outlaw	S2008	Serpent	5 / 228.70	45.74
8	3	F2	JamesRumble	IC Touring	S2008	Xray	2 / 51.09	25.54

Lap	Car 1	Car 2	Car 3	Car 4	Car 5	Car 6	Car 7	Car 8
1	123.27	65.36	24.64	53.39	62.97	24.81	131.78	23.74
2	26.59	23.33	26.45	135.37	27.61	34.24	43.09	22.54
3	22.15	21.49		37.28	24.38	25.90	33.29	27.95
4	24.43	29.37		26.68	33.06	32.56	28.58	22.42
5	32.26	28.51		30.03	23.03	24.05	26.82	23.74
6		21.48		25.74	29.21	23.97	25.80	21.01
7		22.01			24.15	23.34	23.85	21.66
8		20.90			25.91	33.57		26.95
9		20.51			25.72	35.44		22.86
10		22.21			22.57	23.06		27.23
11		23.68			24.51	27.66		22.99
12		20.33						22.11
13								20.74
14								



## Heat 1 - Round 3 (Formula GT)

Pos	Car	Form	Name	Member Type	Car Make	Result	Ave	Best
=1	1	F2	Nigel Moss	S2008	Tamiya	0 / 0.00	0.00	0.00
=1	2	F2	Dave Skelton	S2008	Tamiya	0 / 0.00	0.00	0.00
=1	3	F2	Scott Stokes	S2008	Tamiya	0 / 0.00	0.00	0.00
=1	4	F1	Robin Francis	S2008	Tamiya	0 / 0.00	0.00	0.00

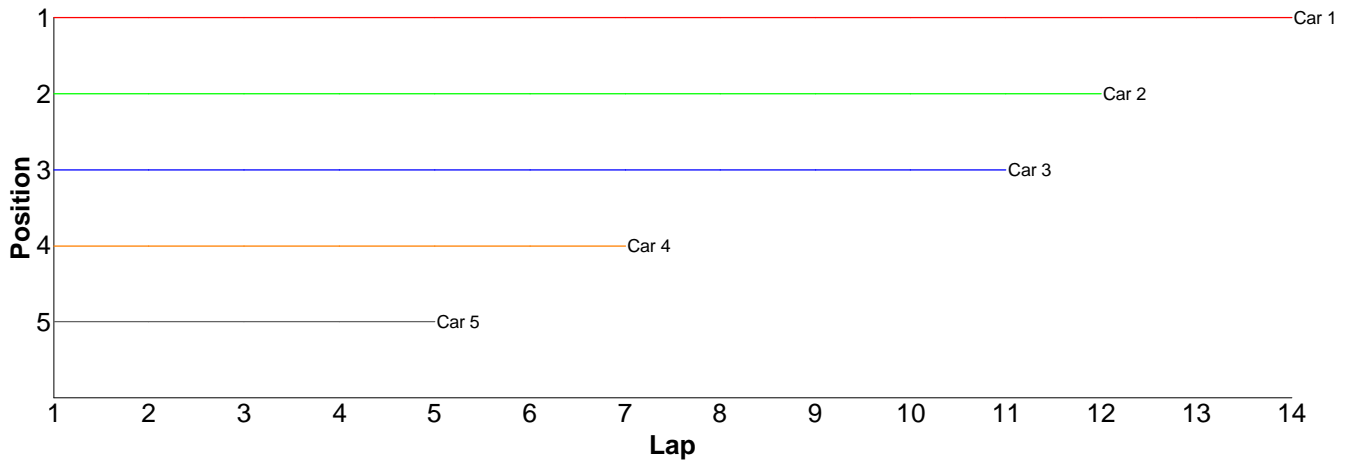
Lap Car 1 Car 2 Car 3 Car 4



## Heat 2 - Round 3 (<Sport / TT-01>)

Pos	Car	Form	Name	Class	Member Type	Car Make	Result	Ave
1	1	F1	Kieran Stokes	Tamiya Stock	J2008	Tamiya	14 / 317.06	22.64
2	2	F1	Emily Hall	Electric Sport	S2008	Hot Bodies	12 / 312.60	26.05
3	3	F1	Matthew Mills	Electric Sport	J2008	HPI	11 / 305.30	27.75
4	4	F2	Dawn Skelton	Electric Sport	S2008	Xray	7 / 295.49	42.21
5	5	F2	Hannah Carless	Tamiya Stock	J2008	Tamiya	5 / 296.61	59.32

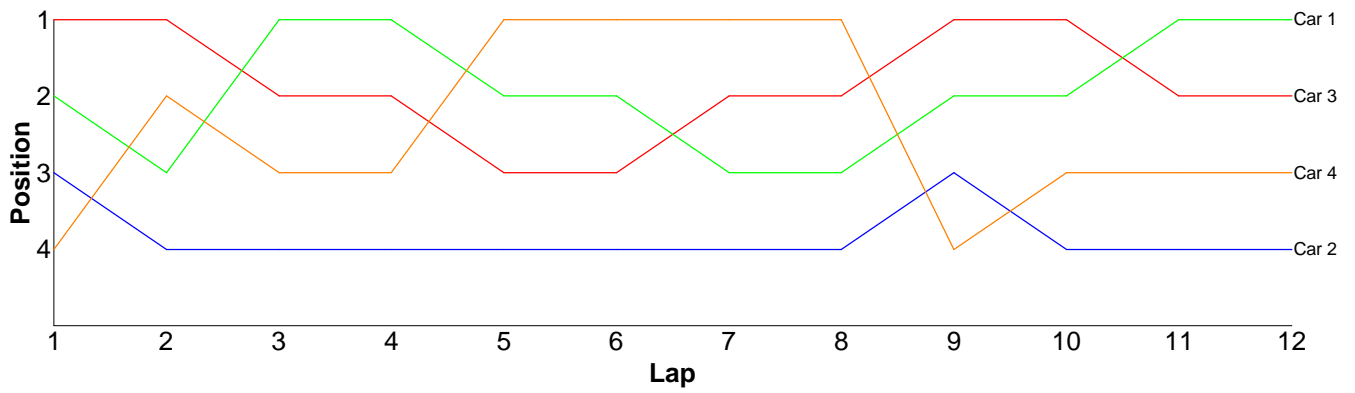
Lap	Car 1	Car 2	Car 3	Car 4	Car 5
1	22.09	24.18	28.31	80.44	106.54
2	22.66	25.71	38.09	35.60	51.49
3	23.88	25.18	30.25	33.66	38.49
4	22.84	24.89	27.30	33.38	51.38
5	22.34	25.57	23.19	36.06	48.71
6	22.44	26.05	22.38	40.87	
7	22.48	25.64	23.37	35.48	
8	22.52	24.73	31.21		
9	22.39	33.81	23.17		
10	22.81	25.33	34.05		
11	22.77	25.14	23.98		
12	22.63	26.37			
13	22.43				
14	22.78				
15					



# Heat 3 - Round 3 (Bikes)

Pos	Car	Form	Name	Member Type	Car Make	Result	Ave	Best
1	1	F1	Steve Leake	S2008		12 / 302.86	25.23	24.68
2	3	F1	Gerald Page	S2008		12 / 303.37	25.28	24.49
3	4	F2	Chris Groom	S2008		12 / 304.57	25.38	23.36
4	2	F1	Andy Carless	S2008		12 / 319.16	26.59	25.06

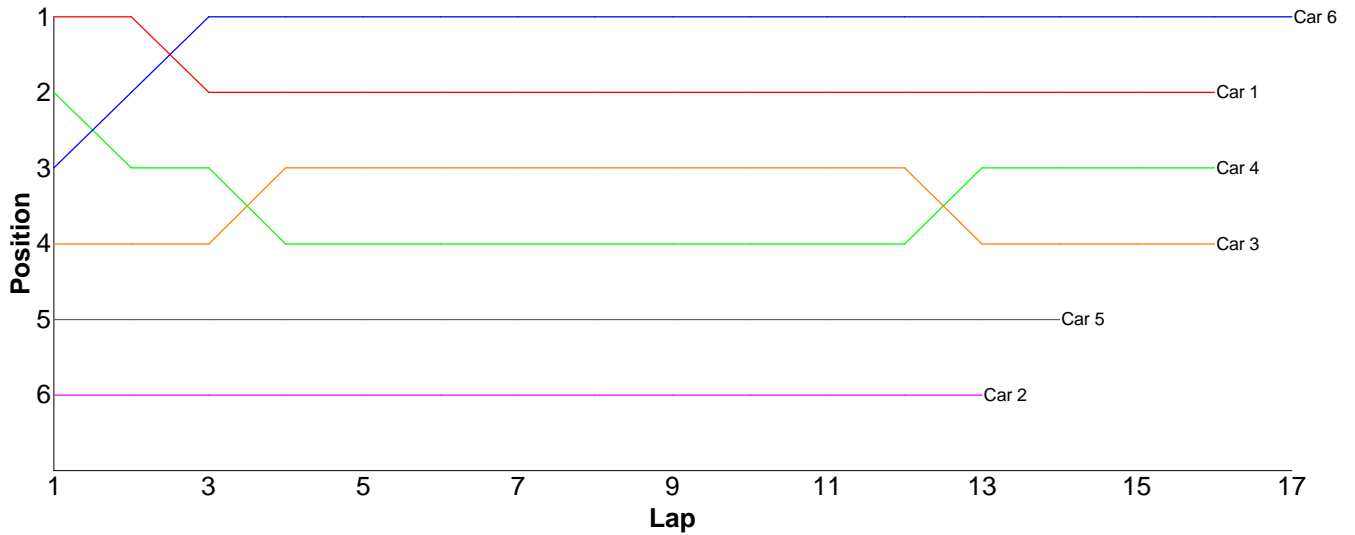
Lap	Car 1	Car 2	Car 3	Car 4
1	25.89	26.04	25.75	26.55
2	25.23	25.82	25.03	24.38
3	24.76	25.88	25.27	26.22
4	24.96	26.27	25.07	24.75
5	25.25	25.06	25.29	24.06
6	25.63	25.61	25.50	23.94
7	25.63	25.90	25.27	26.92
8	25.44	25.28	25.39	24.40
9	25.47	25.16	25.51	31.11
10	24.87	25.50	24.49	23.36
11	24.68	25.39	25.58	23.94
12	25.05	37.25	25.22	24.94
13				



# Heat 4 - Round 3 (Stock Touring)

Pos	Car	Form	Name	Member Type	Car Make	Result	Ave	Best
1	6		Jon Wilkins	S2008	Hot Bodies	17 / 312.66	18.39	18.09
2	1	F1	Kevin Bissell	S2008	Hot Bodies	16 / 301.40	18.83	18.39
3	4	F2	Scott Stokes	S2008	Xray	16 / 311.69	19.48	18.72
4	3	F2	Mason Sadler	J2008	Hot Bodies	16 / 316.47	19.77	18.61
5	5	F2	Jose Jimenez	S2008	Xray	14 / 306.48	21.89	19.76
6	2	F2	Robin Francis	S2008	Hot Bodies	13 / 306.58	23.58	18.73

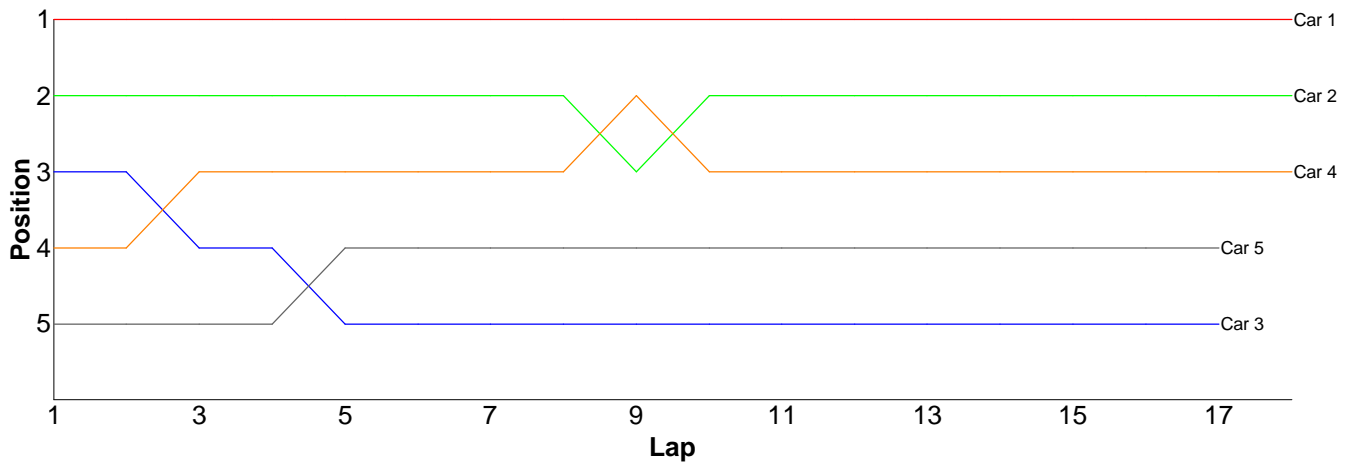
Lap	Car 1	Car 2	Car 3	Car 4	Car 5	Car 6
1	18.60	55.12	19.09	18.72	21.37	18.99
2	18.90	24.52	19.88	20.10	26.74	18.63
3	18.66	20.09	19.34	19.42	20.96	18.14
4	19.50	20.00	19.76	21.03	21.15	18.51
5	18.95	19.95	19.06	19.37	22.23	18.71
6	19.78	18.73	19.56	19.51	20.26	18.17
7	18.68	20.13	19.56	18.85	21.86	18.43
8	18.95	28.08	18.61	19.99	21.04	18.19
9	18.82	19.25	19.44	19.14	25.70	18.09
10	18.49	19.97	19.52	19.25	19.76	18.18
11	18.91	19.07	19.31	19.42	22.06	18.42
12	18.39	22.48	19.11	19.39	19.82	18.40
13	18.73	19.19	23.46	18.90	21.66	18.21
14	18.84		18.78	19.42	21.87	18.41
15	18.71		19.05	19.79		18.42
16	18.49		22.94	19.39		18.41
17						18.35
18						



# Heat 5 - Round 3 (<Mod / Pro>)

Pos	Car	Form	Name	Member Type	Car Make	Result	Ave	Best
1	1	F1	Nigel Moss	S2008	Hot Bodies	18 / 302.65	16.81	16.47
2	2	F1	Nick Adams	S2008	Tamiya	18 / 310.09	17.22	16.82
3	4	F1	Dave Skelton	S2008	Xray	18 / 313.05	17.39	17.07
4	5		Jamie Vassallo	S2008	Scythe	17 / 304.16	17.89	17.18
5	3	F1	Ori Sohachevsky	S2008	Serpent	17 / 307.87	18.11	17.02

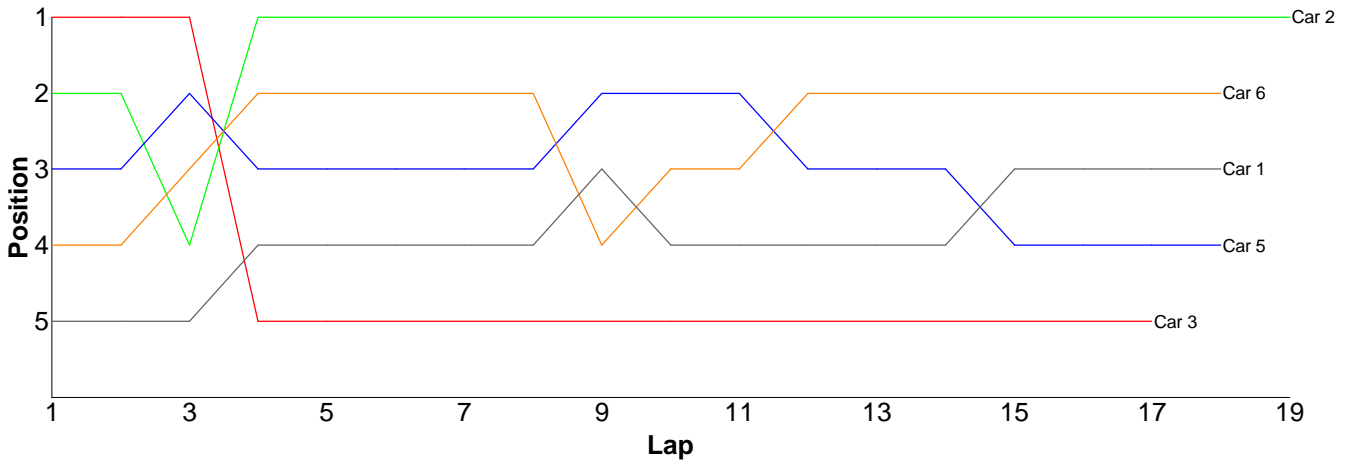
Lap	Car 1	Car 2	Car 3	Car 4	Car 5
1	17.04	17.18	17.54	17.63	19.09
2	16.79	17.26	17.98	17.94	17.18
3	16.99	17.81	17.93	17.47	17.83
4	16.54	17.52	17.82	17.30	17.43
5	17.19	17.15	23.42	17.40	18.48
6	17.31	17.42	20.72	17.39	17.96
7	16.61	17.29	17.83	17.14	17.69
8	16.66	17.78	18.56	17.39	17.57
9	16.94	17.66	17.36	17.31	17.73
10	16.66	16.85	17.30	17.07	17.95
11	16.47	17.06	17.85	17.53	17.31
12	16.82	17.30	17.81	17.32	17.56
13	16.64	16.97	17.19	17.50	18.22
14	16.64	17.10	17.19	17.11	17.34
15	16.76	16.87	17.20	17.43	17.94
16	16.82	17.17	17.15	17.41	19.03
17	16.76	16.88	17.02	17.10	17.85
18	17.01	16.82		17.61	
19					



# Heat 6 - Round 3 (<Mod / Pro>)

Pos	Car	Form	Name	Class	Member Type	Car Make	Result	Ave
1	2	F1	Glen Westwood	Modified	S2008	Schumacher	19 / 310.41	16.33
2	6	F1	Tim Langdell	Pro-Stock	S2008	Serpent	18 / 303.69	16.87
3	1	F1	Jay Westwood	Pro-Stock	S2008	Schumacher	18 / 304.31	16.90
4	5	F1	Matthew Quinlisk	Pro-Stock	S2008	Hot Bodies	18 / 305.51	16.97
5	3	F1	Mark Sadler	Pro-Stock	S2008	Hot Bodies	17 / 302.29	17.78
6	4	F1	Dan Ghibaldan	Pro-Stock	S2008	Serpent	0 / 0.00	0.00

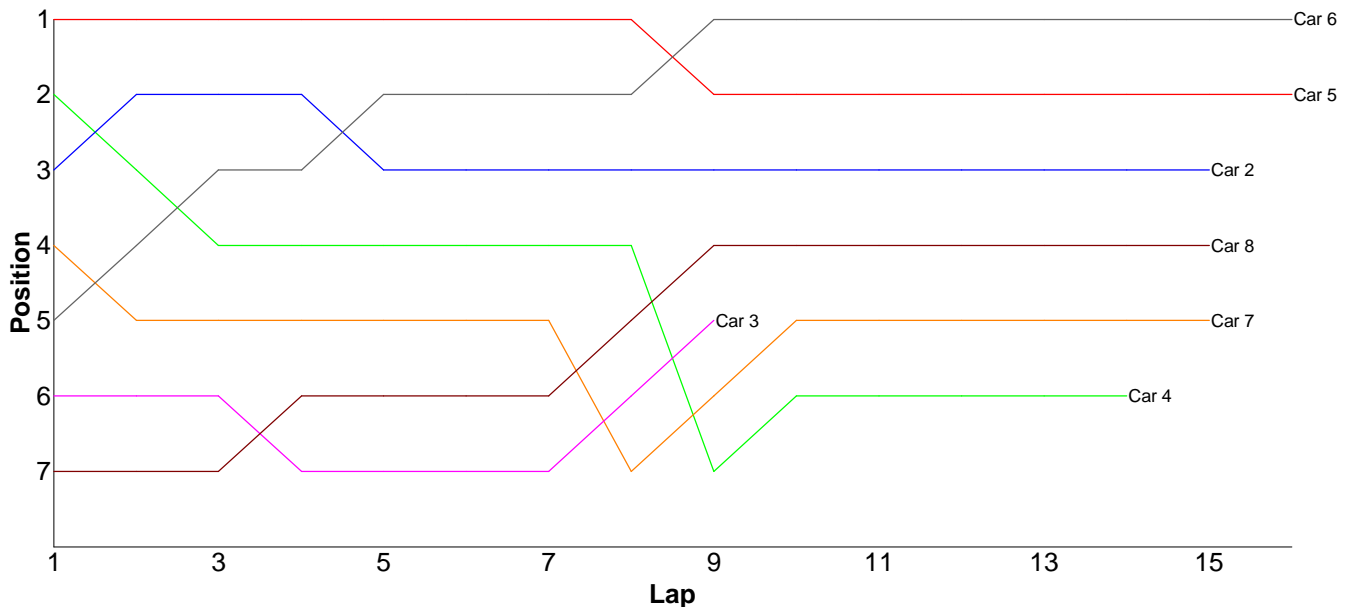
Lap	Car 1	Car 2	Car 3	Car 4	Car 5	Car 6
1	18.00	16.45	16.26		16.95	17.55
2	16.33	16.81	16.35		16.62	16.49
3	17.96	18.31	16.58		17.16	17.17
4	17.86	16.33	26.39		17.84	16.87
5	17.28	16.50	19.58		16.76	16.96
6	16.44	16.31	20.73		16.96	16.63
7	16.38	16.22	16.33		16.84	17.07
8	16.65	16.43	16.29		17.39	17.12
9	16.69	16.31	16.54		16.93	17.83
10	18.09	16.39	16.55		16.55	16.72
11	16.72	16.17	16.69		16.79	16.39
12	16.33	16.18	16.63		16.93	16.58
13	16.61	15.91	20.74		16.75	16.87
14	16.44	16.16	16.38		16.80	16.36
15	16.40	16.01	16.62		17.93	16.85
16	16.75	15.90	16.43		16.56	16.65
17	16.67	15.85	17.20		16.73	16.83
18	16.71	15.95			17.02	16.75
19		16.22				
20						



## Heat 7 - Round 3 (<IC Nitro>)

Pos	Car	Form	Name	Class	Member Type	Car Make	Result	Ave
1	6	F2	Stephen Mills	IC Touring	S2008	Xray	16 / 301.03	18.81
2	5	F2	Gary Fuller	IC Touring	S2008	Serpent	16 / 305.08	19.06
3	2	F2	David Forsythe	IC Touring	S2008	Xray	15 / 293.77	19.58
4	8	F2	Mark Fagan	IC Touring	S2008	Team Magic	15 / 309.70	20.64
5	7	F2	Barry Smith	IC Outlaw	S2008	Mugen	15 / 317.75	21.18
6	4	F2	Andrew Mills	IC Touring	S2008	Mugen	14 / 314.82	22.48
7	3	F2	JamesRumble	IC Touring	S2008	Xray	9 / 196.73	21.85
8	1	F1	Iain Hollands	IC Outlaw	S2008	Serpent	0 / 0.00	0.00

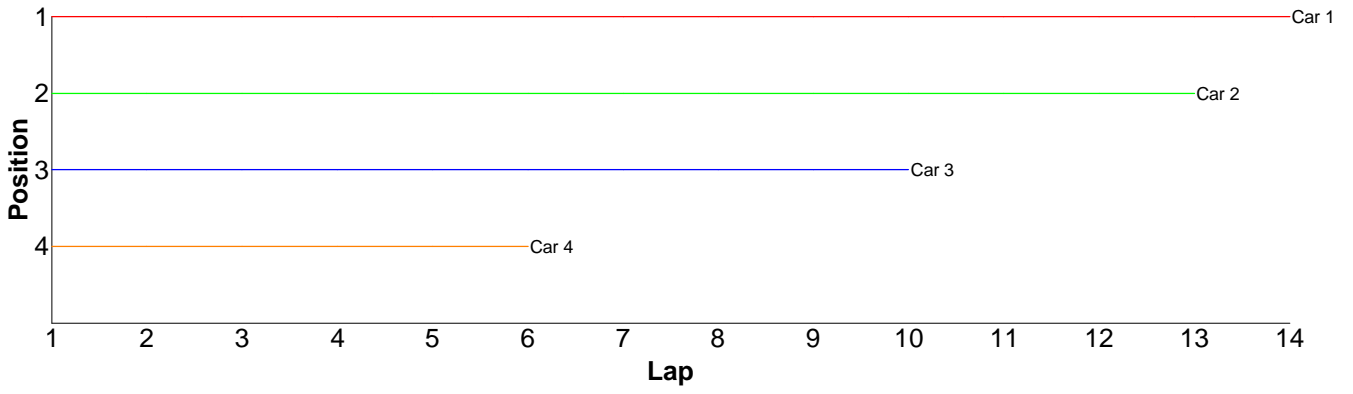
Lap	Car 1	Car 2	Car 3	Car 4	Car 5	Car 6	Car 7	Car 8
1		21.41	28.11	20.79	19.05	23.38	22.37	34.39
2		18.64	21.68	20.91	19.93	18.52	21.74	22.11
3		18.55	25.68	20.62	19.37	19.21	20.58	19.01
4		20.40	21.51	19.89	18.97	18.32	22.27	18.83
5		20.23	21.21	20.87	19.46	18.15	21.56	21.20
6		18.77	19.92	20.28	18.36	18.40	23.21	19.46
7		18.58	18.15	22.29	19.31	19.51	20.53	19.58
8		18.64	20.02	21.61	18.42	18.56	24.35	19.25
9		18.87	20.45	32.18	20.53	17.83	20.62	18.70
10		18.97		20.61	18.86	18.26	20.26	18.88
11		20.86		19.47	18.62	18.59	21.49	18.15
12		20.18		31.70	19.47	18.62	19.83	20.58
13		19.33		22.88	18.70	18.27	19.48	18.82
14		19.21		20.72	18.89	18.63	19.82	21.80
15		21.13			18.33	18.32	19.64	18.94
16					18.81	18.46		
17								



## Heat 1 - Round 4 (Formula GT)

Pos	Car	Form	Name	Member Type	Car Make	Result	Ave	Best
1	1	F2	Nigel Moss	S2008	Tamiya	14 / 314.82	22.48	19.58
2	2	F2	Dave Skelton	S2008	Tamiya	13 / 304.78	23.44	20.73
3	3	F2	Scott Stokes	S2008	Tamiya	10 / 325.13	32.51	26.87
4	4	F1	Robin Francis	S2008	Tamiya	6 / 285.34	47.55	27.05

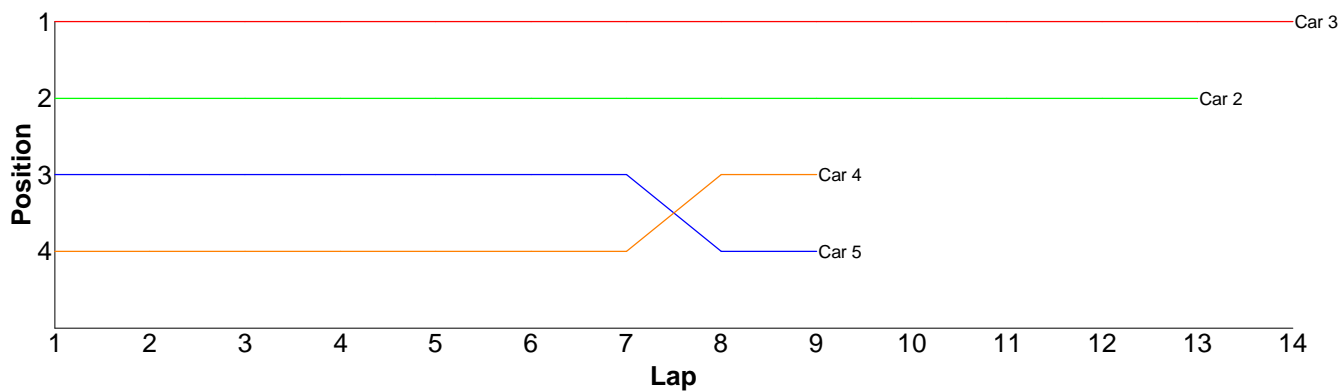
1	23.40	27.68	42.73	93.78
2	21.78	27.01	31.98	45.51
3	25.93	23.05	32.68	40.07
4	24.53	22.11	27.00	27.05
5	24.80	22.55	31.90	50.60
6	20.57	24.36	35.44	28.33
7	20.67	22.07	30.78	
8	22.27	23.60	26.87	
9	23.11	20.73	37.67	
10	19.95	22.95	28.08	
11	19.65	25.17		
12	28.62	21.46		
13	19.96	22.04		
14	19.58			
15				



## Heat 2 - Round 4 (<Sport / TT-01>)

Pos	Car	Form	Name	Class	Member Type	Car Make	Result	Ave
1	3	F1	Matthew Mills	Electric Sport	J2008	HPI	14 / 317.49	22.67
2	2	F1	Emily Hall	Electric Sport	S2008	Hot Bodies	13 / 311.41	23.95
3	4	F2	Dawn Skelton	Electric Sport	S2008	Xray	9 / 329.51	36.61
4	5	F2	Hannah Carless	Tamiya Stock	J2008	Tamiya	9 / 330.15	36.68
5	1	F1	Kieran Stokes	Tamiya Stock	J2008	Tamiya	0 / 0.00	0.00

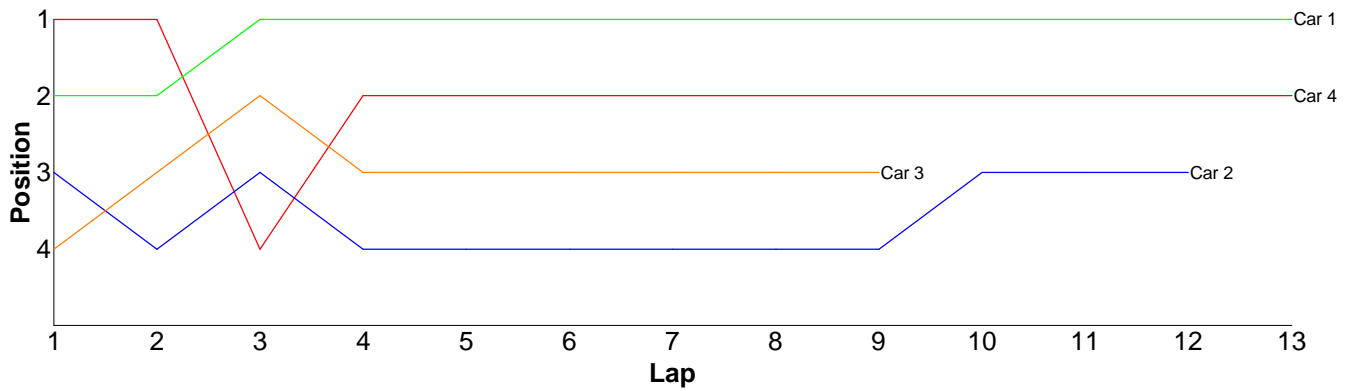
Lap	Car 1	Car 2	Car 3	Car 4	Car 5
1		23.08	22.87	41.53	37.14
2		22.96	21.80	35.23	36.41
3		23.67	22.34	34.79	36.04
4		23.62	22.22	35.25	35.34
5		23.72	22.48	34.48	34.42
6		23.79	22.09	48.53	38.59
7		28.01	22.31	32.10	39.22
8		23.08	22.15	33.88	38.77
9		25.78	21.33	33.72	34.22
10		23.20	21.83		
11		23.28	22.00		
12		24.05	22.45		
13		23.17	28.31		
14			23.31		
15					



# Heat 3 - Round 4 (Bikes)

Pos	Car	Form	Name	Member Type	Car Make	Result	Ave	Best
1	1	F1	Steve Leake	S2008		13 / 308.72	23.74	23.25
2	4	F2	Chris Groom	S2008		13 / 310.05	23.85	22.41
3	2	F1	Andy Carless	S2008		12 / 302.62	25.21	24.52
4	3	F1	Gerald Page	S2008		9 / 222.89	24.76	24.24

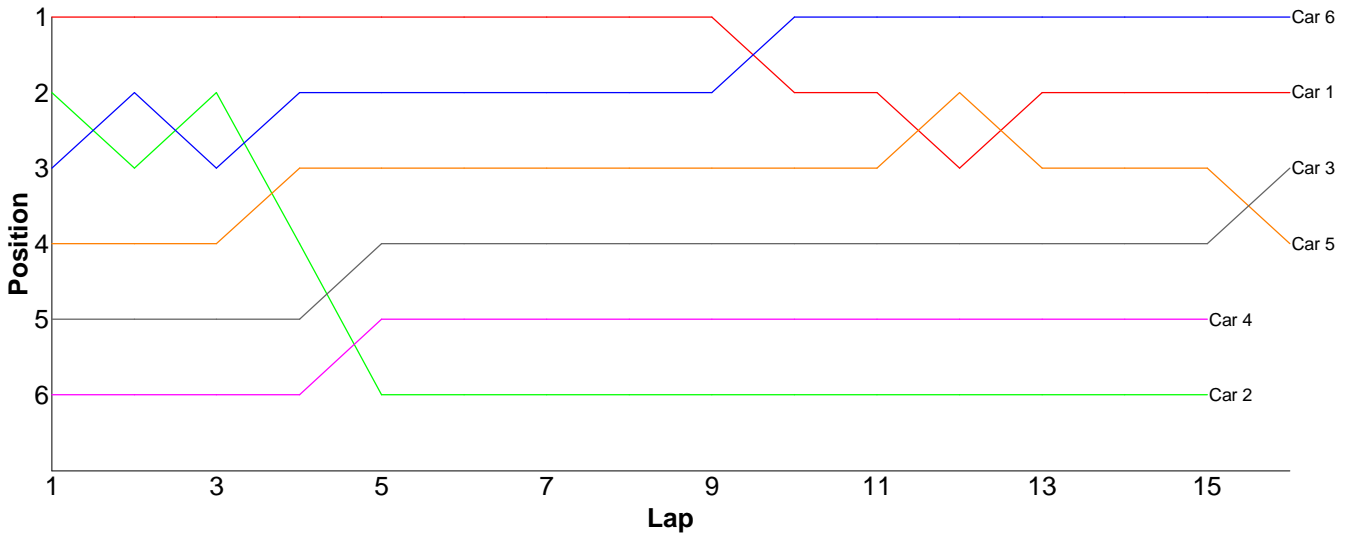
Lap	Car 1	Car 2	Car 3	Car 4
1	23.74	24.52	25.30	23.11
2	23.65	25.81	24.47	23.10
3	23.91	25.18	24.24	29.36
4	24.11	24.83	24.67	22.94
5	23.79	24.99	24.68	23.27
6	23.85	25.13	25.21	22.41
7	23.27	24.96	24.56	27.77
8	23.73	25.31	24.65	22.55
9	23.25	24.99	25.11	22.88
10	23.64	26.22		23.49
11	24.32	25.70		23.73
12	23.76	24.98		22.99
13	23.70			22.45
14				



# Heat 4 - Round 4 (Stock Touring)

Pos	Car	Form	Name	Member Type	Car Make	Result	Ave	Best
1	6		Jon Wilkins	S2008	Hot Bodies	16 / 300.96	18.81	17.89
2	1	F1	Kevin Bissell	S2008	Hot Bodies	16 / 306.87	19.17	17.91
3	3	F2	Mason Sadler	J2008	Hot Bodies	16 / 310.72	19.42	18.31
4	5	F2	Jose Jimenez	S2008	Xray	16 / 314.46	19.65	18.49
5	4	F2	Scott Stokes	S2008	Xray	15 / 300.12	20.00	18.45
6	2	F2	Robin Francis	S2008	Hot Bodies	15 / 318.45	21.23	18.97

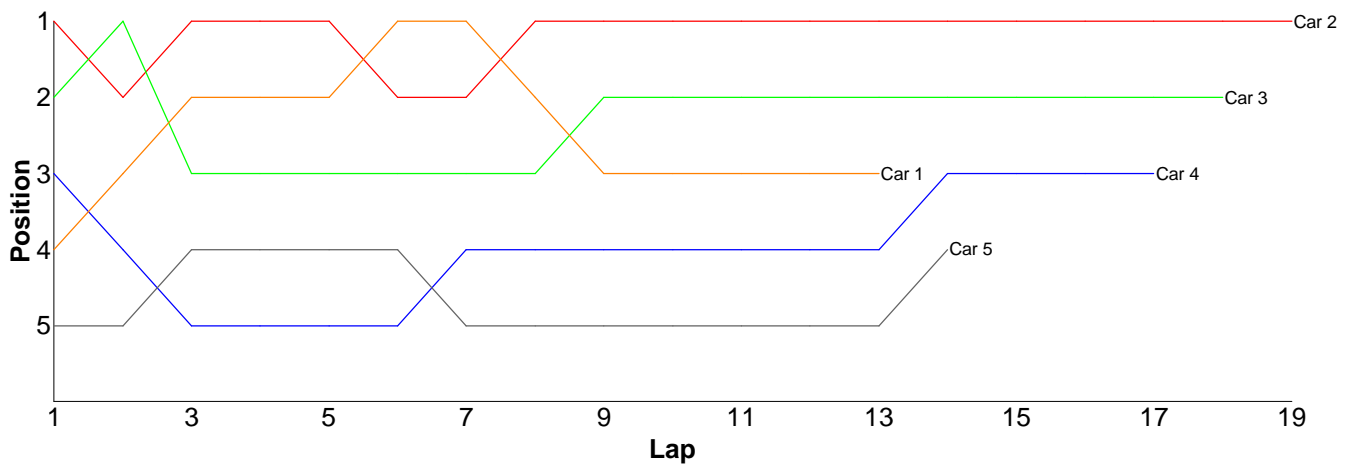
Lap	Car 1	Car 2	Car 3	Car 4	Car 5	Car 6
1	18.34	19.96	27.09	27.69	21.43	20.01
2	18.82	18.97	18.31	19.57	19.76	18.83
3	21.42	20.91	18.97	19.01	19.54	21.44
4	18.38	20.48	19.37	19.07	19.42	18.42
5	18.25	25.59	18.97	18.54	20.41	17.89
6	21.19	26.30	19.06	21.03	19.60	21.41
7	17.91	22.49	19.07	19.16	19.90	18.18
8	18.34	20.05	19.19	18.89	18.59	17.93
9	18.12	19.41	18.64	18.45	18.72	18.44
10	22.98	20.35	19.51	18.72	18.83	18.63
11	18.20	23.02	18.40	18.51	19.05	18.41
12	22.08	19.81	19.49	20.00	18.56	17.96
13	18.24	20.98	18.80	18.88	19.05	18.32
14	18.28	19.75	18.43	18.58	18.49	18.70
15	18.30	20.38	18.50	24.02	18.93	18.24
16	18.02		18.92		24.18	18.15
17						



# Heat 5 - Round 4 (<Mod / Pro>)

Pos	Car	Form	Name	Member Type	Car Make	Result	Ave	Best
1	2	F1	Nick Adams	S2008	Tamiya	19 / 315.18	16.58	16.03
2	3	F1	Ori Sohachevsky	S2008	Serpent	18 / 300.77	16.70	16.29
3	4	F1	Dave Skelton	S2008	Xray	17 / 308.20	18.12	16.35
4	5		Jamie Vassallo	S2008	Scythe	14 / 312.76	22.34	15.99
5	1	F1	Nigel Moss	S2008	Hot Bodies	13 / 218.74	16.82	16.01

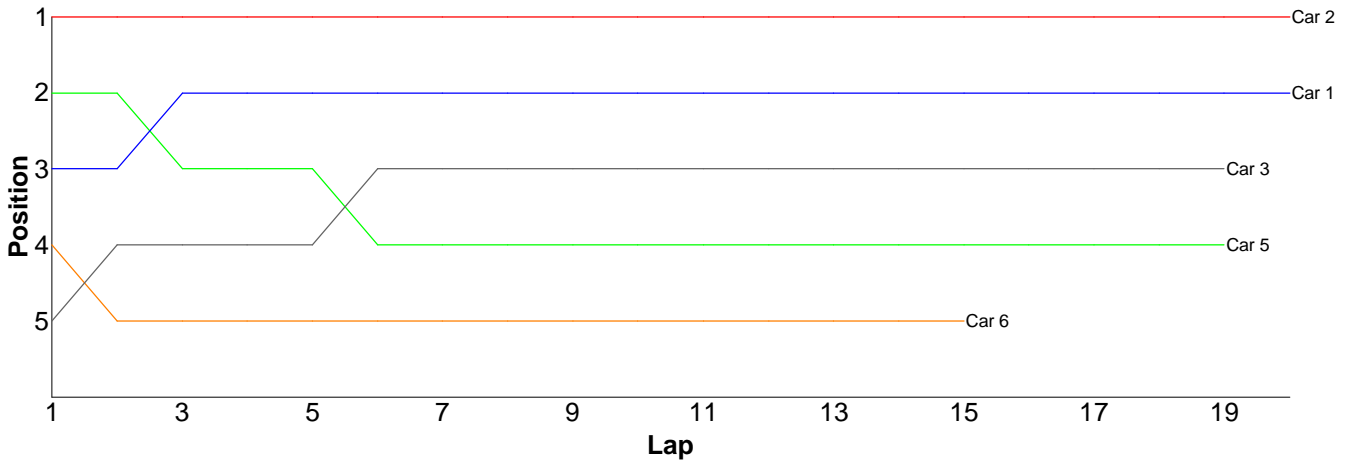
Lap	Car 1	Car 2	Car 3	Car 4	Car 5
1	17.16	16.50	16.60	16.95	18.31
2	16.20	16.79	16.57	17.82	18.03
3	16.33	16.03	16.83	22.90	16.41
4	16.60	16.81	16.48	16.97	16.92
5	16.01	16.08	16.79	17.52	16.92
6	16.22	16.56	16.29	16.35	16.48
7	16.72	16.50	18.18	16.90	92.88
8	16.54	16.20	16.68	16.72	17.57
9	20.25	16.07	16.60	23.07	16.37
10	16.44	16.03	16.47	18.84	16.15
11	16.77	16.35	16.30	17.70	15.99
12	16.28	16.29	16.55	19.39	16.31
13	17.22	16.41	16.44	17.82	17.84
14		16.81	16.80	18.08	16.58
15		16.08	16.60	17.44	
16		16.30	16.45	17.07	
17		16.08	17.20	16.66	
18		20.55	16.94		
19		16.74			
20					



# Heat 6 - Round 4 (<Mod / Pro>)

Pos	Car	Form	Name	Class	Member Type	Car Make	Result	Ave
1	2	F1	Glen Westwood	Modified	S2008	Schumacher	20 / 302.07	15.10
2	1	F1	Jay Westwood	Pro-Stock	S2008	Schumacher	20 / 312.88	15.64
3	3	F1	Mark Sadler	Pro-Stock	S2008	Hot Bodies	19 / 301.66	15.87
4	5	F1	Matthew Quinlisk	Pro-Stock	S2008	Hot Bodies	19 / 305.66	16.08
5	6	F1	Tim Langdell	Pro-Stock	S2008	Serpent	15 / 261.04	17.40
6	4	F1	Dan Ghibaldan	Pro-Stock	S2008	Serpent	0 / 0.00	0.00

Lap	Car 1	Car 2	Car 3	Car 4	Car 5	Car 6
1	16.09	14.69	16.81		15.37	16.59
2	15.56	14.99	15.90		16.27	20.64
3	15.72	15.22	15.42		15.94	17.62
4	15.88	14.93	15.99		15.99	16.64
5	15.85	14.88	15.86		15.99	15.55
6	15.53	15.31	15.66		16.65	16.70
7	15.46	15.50	15.54		16.08	16.80
8	15.78	14.93	15.91		16.34	15.67
9	15.49	15.04	15.53		16.50	16.11
10	15.71	14.94	16.00		15.80	17.90
11	15.44	15.36	15.78		15.93	25.99
12	15.80	15.18	16.00		16.12	16.46
13	15.41	15.16	15.55		17.01	15.82
14	15.49	14.86	16.57		15.92	16.52
15	15.56	15.02	16.10		15.75	16.03
16	15.45	15.03	15.79		16.25	
17	15.93	15.26	15.54		15.89	
18	15.78	14.84	15.43		16.01	
19	15.49	15.69	16.28		15.85	
20	15.46	15.24				
21						



# Heat 7 - Round 4 (<IC Nitro>)

Pos	Car	Form	Name	Class	Member Type	Car Make	Result	Ave
1	2	F2	David Forsythe	IC Touring	S2008	Xray	18 / 309.55	17.19
2	7	F2	Barry Smith	IC Outlaw	S2008	Mugen	17 / 301.32	17.72
3	5	F2	Gary Fuller	IC Touring	S2008	Serpent	17 / 304.77	17.92
4	6	F2	Stephen Mills	IC Touring	S2008	Xray	16 / 309.11	19.31
5	3	F2	JamesRumble	IC Touring	S2008	Xray	15 / 304.30	20.28
6	8	F2	Mark Fagan	IC Touring	S2008	Team Magic	13 / 313.99	24.15
=7	1	F1	Iain Hollands	IC Outlaw	S2008	Serpent	0 / 0.00	0.00
=7	4	F2	Andrew Mills	IC Touring	S2008	Mugen	0 / 0.00	0.00

Lap	Car 1	Car 2	Car 3	Car 4	Car 5	Car 6	Car 7	Car 8
1		17.17	22.68		18.94	25.55	18.76	54.12
2		17.36	19.74		18.45	19.20	22.79	18.73
3		17.28	18.26		18.52	19.09	18.08	18.49
4		16.87	19.08		18.03	17.68	16.94	18.56
5		17.16	18.80		18.35	17.87	17.66	29.92
6		19.10	23.39		17.47	18.58	17.69	18.62
7		17.40	18.83		19.90	18.58	17.06	22.25
8		17.41	19.31		17.31	18.98	17.01	19.08
9		17.41	18.74		17.20	18.52	17.67	19.09
10		17.01	18.17		16.31	18.95	16.67	25.68
11		16.69	17.79		16.89	18.26	17.27	25.38
12		16.77	33.83		17.00	18.36	17.45	21.00
13		16.92	17.84		19.08	18.34	17.49	23.07
14		17.20	19.60		17.78	20.53	16.92	
15		16.83	18.24		17.36	20.85	17.38	
16		16.40			18.66	19.77	17.42	
17		17.51			17.52		17.06	
18		17.06						
19								

