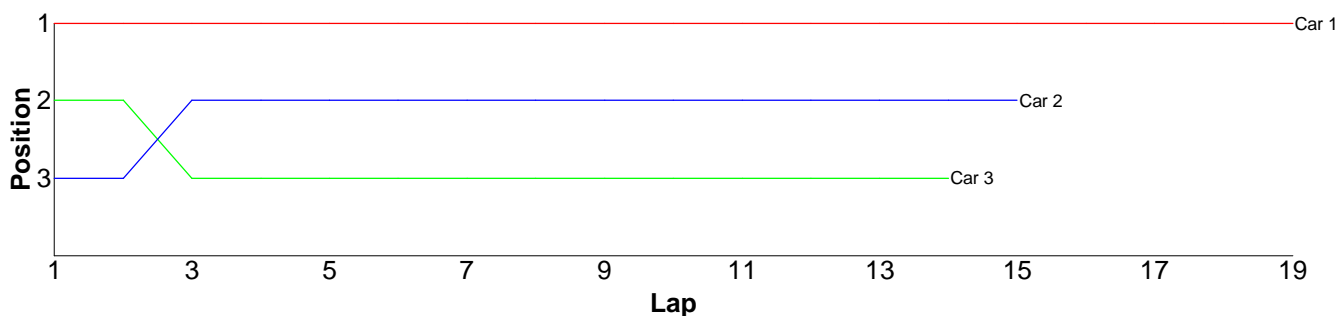


Race Results

<Mod / GT> - A Final Leg 1

Pos	Car	Form	Name	Class	Member Type	Car Make	Result	Ave
1	1	F1	Glen Westwood	Modified	S2008	Schumacher	19 / 301.82	15.88
2	2	F2	Nigel Moss	Formula GT	S2008	Tamiya	15 / 312.19	20.81
3	3	F2	Dave Skelton	Formula GT	S2008	Tamiya	14 / 318.46	22.74
=4	4	F2	Scott Stokes	Formula GT	S2008	Tamiya	0 / 0.00	0.00
=4	5	F1	Robin Francis	Formula GT	S2008	Tamiya	0 / 0.00	0.00

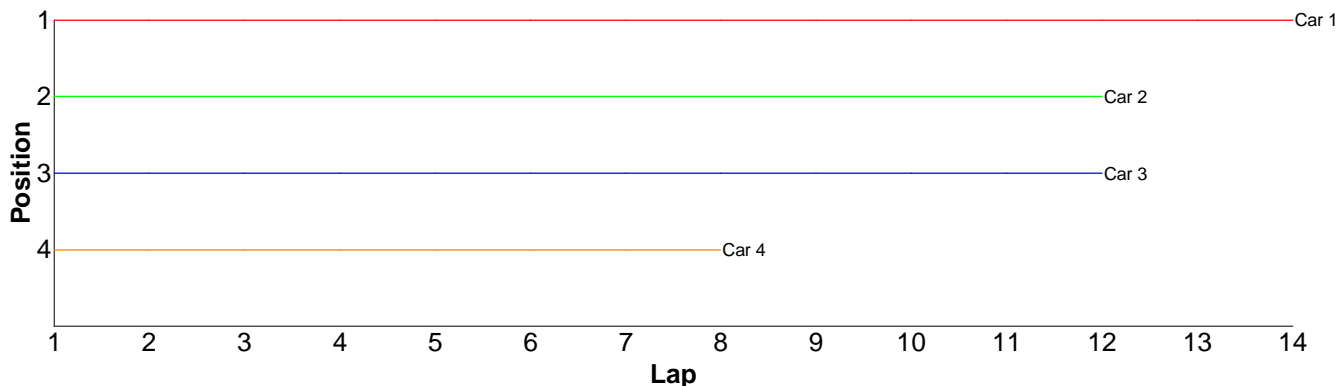
Lap	Car 1	Car 2	Car 3	Car 4	Car 5
1	24.26	37.41	32.70		
2	15.42	20.74	23.46		
3	15.59	18.94	22.47		
4	15.24	19.19	21.81		
5	15.74	23.61	21.96		
6	15.37	18.66	24.74		
7	15.37	19.78	21.69		
8	15.39	18.61	20.77		
9	15.57	19.02	21.38		
10	15.43	18.12	23.62		
11	15.46	21.62	20.53		
12	15.39	18.85	20.78		
13	15.14	18.40	20.69		
14	15.39	18.09	21.86		
15	15.67	21.15			
16	15.15				
17	15.26				
18	15.36				
19	15.62				
20					



<Sport / TT-01> - A Final Leg 1

Pos	Car	Form	Name	Class	Member Type	Car Make	Result	Ave
1	1	F1	Kieran Stokes	Tamiya Stock	J2008	Tamiya	14 / 316.95	22.63
2	2	F1	Matthew Mills	Electric Sport	J2008	HPI	12 / 304.88	25.40
3	3	F1	Emily Hall	Electric Sport	S2008	Hot Bodies	12 / 313.23	26.10
4	4	F2	Dawn Skelton	Electric Sport	S2008	Xray	8 / 302.91	37.86
5	5	F2	Hannah Carless	Tamiya Stock	J2008	Tamiya	0 / 0.00	0.00

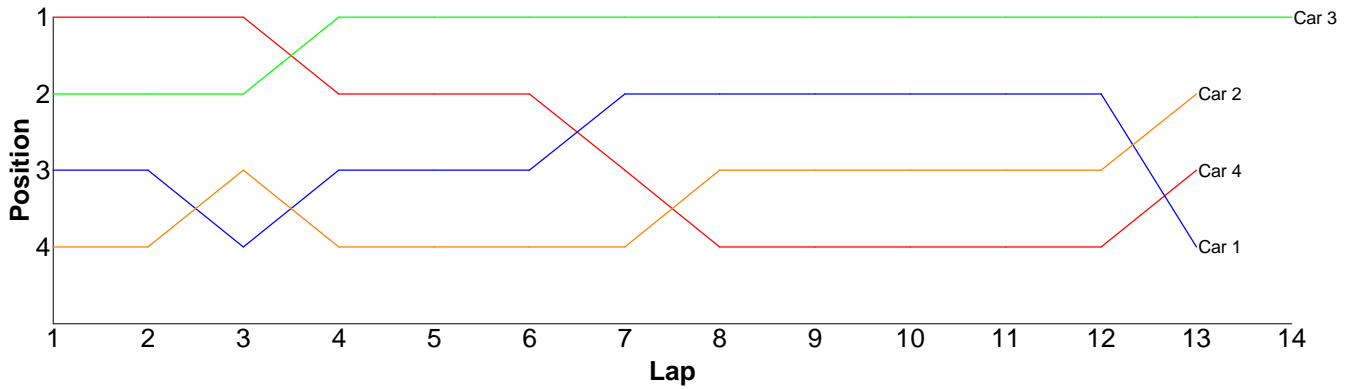
Lap	Car 1	Car 2	Car 3	Car 4	Car 5
1	33.15	36.47	38.79	50.53	
2	21.71	23.75	25.10	39.56	
3	21.91	24.59	25.06	36.62	
4	21.44	27.64	24.87	30.64	
5	21.97	25.25	25.04	39.57	
6	21.84	24.02	24.72	30.09	
7	21.66	24.22	25.09	44.67	
8	21.81	24.17	24.63	31.23	
9	21.73	23.46	25.03		
10	21.81	23.63	24.84		
11	22.35	24.20	25.38		
12	21.89	23.48	24.68		
13	21.99				
14	21.69				
15					



Bikes - A Final Leg 1

Pos	Car	Form	Name	Member Type	Car Make	Result	Ave	Best
1	3	F1	Andy Carless	S2008		14 / 319.66	22.83	17.98
2	2	F2	Chris Groom	S2008		13 / 303.51	23.34	20.48
3	4	F1	Gerald Page	S2008		13 / 310.59	23.89	16.42
4	1	F1	Steve Leake	S2008		13 / 312.98	24.07	19.34

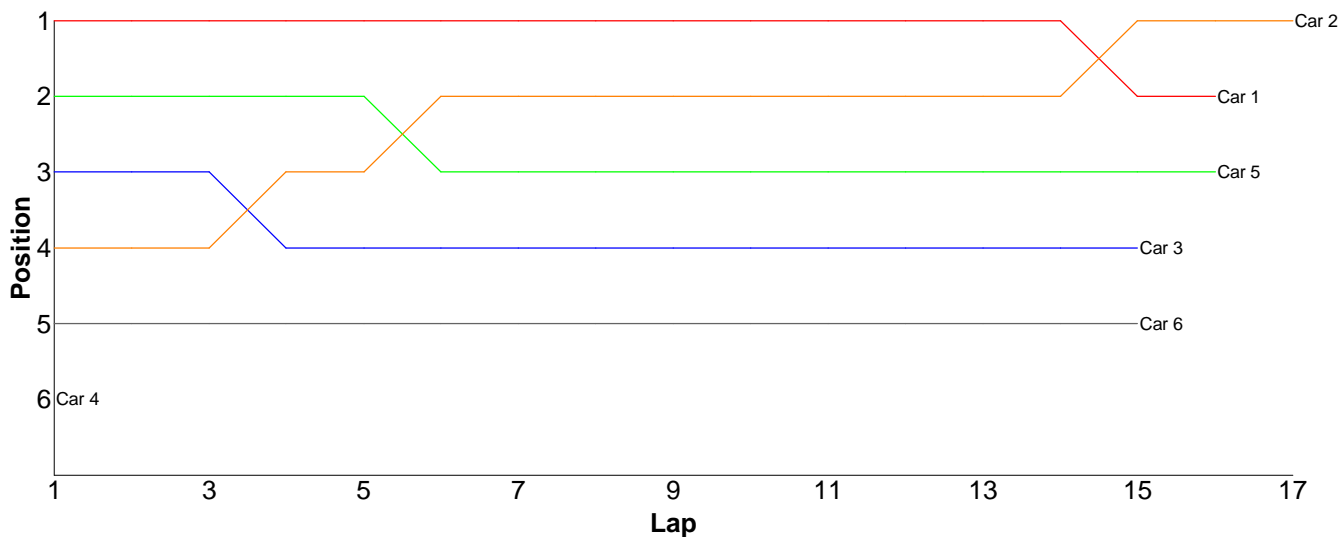
Lap	Car 1	Car 2	Car 3	Car 4
1	19.34	20.48	17.98	16.42
2	23.14	22.40	23.78	24.58
3	26.98	23.20	23.53	24.01
4	23.01	30.46	23.59	25.02
5	23.09	22.58	22.83	23.99
6	22.69	23.81	23.03	23.79
7	21.79	22.77	22.94	23.50
8	26.95	23.48	22.93	28.96
9	22.61	22.21	23.06	24.52
10	21.92	22.68	22.65	24.00
11	22.40	22.17	24.27	23.57
12	23.09	22.83	23.14	24.38
13	35.97	24.44	22.97	23.85
14			22.96	
15				



Stock Touring - A Final Leg 1

Pos	Car	Form	Name	Member Type	Car Make	Result	Ave	Best
1	2	F1	Kevin Bissell	S2008	Hot Bodies	17 / 315.66	18.56	17.29
2	1		Jon Wilkins	S2008	Hot Bodies	16 / 304.26	19.01	17.47
3	5	F2	Jose Jimenez	S2008	Xray	16 / 313.47	19.59	17.85
4	3	F2	Mason Sadler	J2008	Hot Bodies	15 / 310.08	20.67	17.92
5	6	F2	Robin Francis	S2008	Hot Bodies	15 / 313.22	20.88	18.21
6	4	F2	Scott Stokes	S2008	Xray	1 / 94.87	94.87	94.87

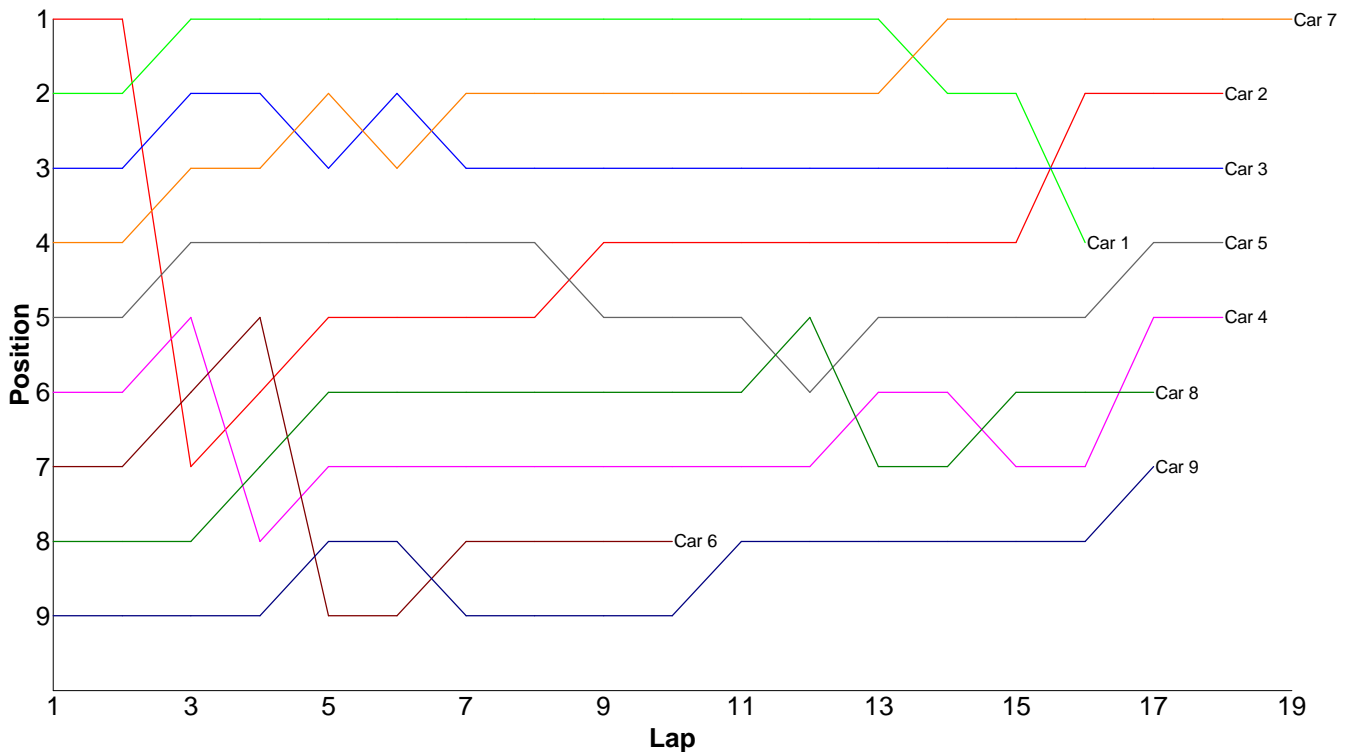
Lap	Car 1	Car 2	Car 3	Car 4	Car 5	Car 6
1	27.77	31.82	30.01	94.87	29.54	38.68
2	17.75	18.09	18.69		18.72	20.85
3	18.06	17.66	18.06		18.17	19.01
4	18.03	17.87	21.98		18.76	19.99
5	17.78	18.45	17.92		18.39	28.13
6	18.48	18.37	30.22		21.01	18.54
7	18.06	17.91	17.95		18.69	18.55
8	17.47	17.29	18.33		17.87	19.12
9	18.01	17.37	18.17		17.85	18.67
10	18.11	17.67	23.81		18.72	18.73
11	17.85	17.59	18.75		18.95	18.37
12	17.83	17.52	19.58		18.04	18.78
13	17.71	17.42	18.25		17.97	18.71
14	17.94	17.63	18.35		24.16	18.21
15	25.51	17.74	20.01		18.44	18.88
16	17.90	17.48			18.19	
17		17.78				
18						



Pro-Stock - A Final Leg 1

Pos	Car	Form	Name	Member Type	Car Make	Result	Ave	Best
1	7	F1	Tim Langdell	S2008	Serpent	19 / 312.54	16.44	15.20
2	2	F1	Mark Sadler	S2008	Hot Bodies	18 / 300.64	16.70	15.11
3	3	F1	Matthew Quinlisk	S2008	Hot Bodies	18 / 301.35	16.74	15.57
4	5	F1	Ori Sohachevsky	S2008	Serpent	18 / 306.35	17.01	15.70
5	4	F1	Nick Adams	S2008	Tamiya	18 / 314.34	17.46	15.26
6	8	F1	Dave Skelton	S2008	Xray	17 / 302.48	17.79	15.71
7	9		Jamie Vassallo	S2008	Scythe	17 / 307.05	18.06	15.64
8	1	F1	Jay Westwood	S2008	Schumacher	16 / 273.93	17.12	15.20
9	6	F1	Nigel Moss	S2008	Hot Bodies	10 / 189.98	18.99	15.50
10	10	F1	Dan Ghibaldan	S2008	Serpent	0 / 0.00	0.00	0.00

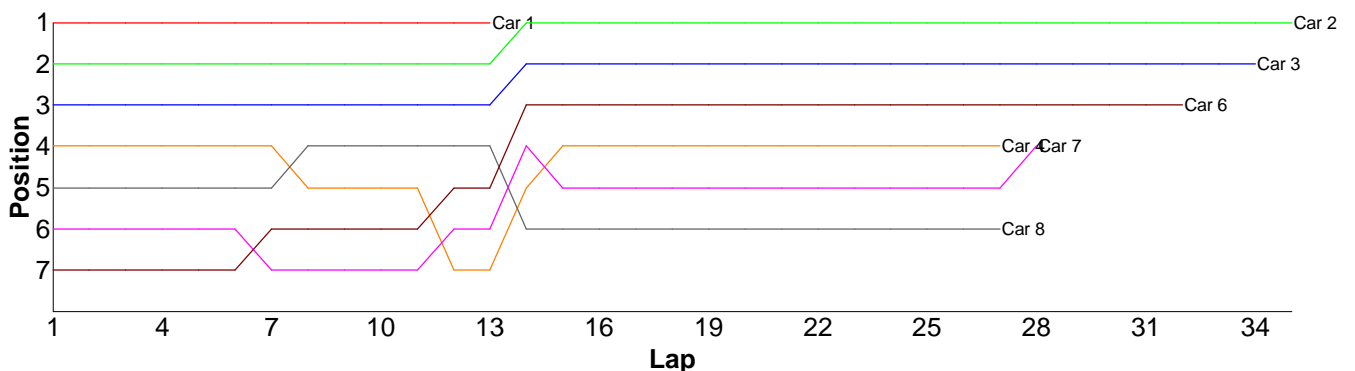
Lap	Car 1	Car 2	Car 3	Car 4	Car 5	Car 6	Car 7	Car 8	Car 9	Car 10
1	24.84	24.46	25.06	28.32	27.37	28.87	26.36	30.15	36.92	
2	15.32	15.31	15.97	16.14	16.03	16.08	15.47	16.45	16.45	
3	15.40	22.17	15.74	15.61	16.09	15.97	15.46	16.07	15.85	
4	15.51	16.22	15.91	22.50	16.13	17.23	15.63	15.97	15.64	
5	16.85	15.78	15.95	15.87	15.91	23.68	15.56	16.75	15.92	
6	15.42	15.15	15.64	15.85	15.70	15.50	16.13	15.85	16.00	
7	15.26	15.39	16.16	15.69	15.98	15.54	15.20	16.93	23.31	
8	15.23	15.30	15.66	15.66	16.13	15.58	15.35	15.99	18.19	
9	15.24	15.27	15.66	15.26	16.29	16.36	15.55	15.71	16.04	
10	15.20	15.11	16.85	15.64	15.88	25.17	16.82	15.73	16.87	
11	15.46	15.22	15.98	16.49	15.99		15.62	16.02	16.63	
12	15.20	15.68	16.08	16.26	21.47		15.49	16.38	16.81	
13	15.44	15.43	15.57	16.21	16.28		15.36	17.96	16.23	
14	21.23	17.66	17.03	16.16	16.27		16.00	16.46	16.25	
15	15.59	15.42	15.82	24.75	16.32		15.39	18.06	16.01	
16	26.74	19.66	20.28	15.65	16.32		16.08	16.43	16.38	
17		15.66	16.12	16.14	16.03		16.48	25.57	17.55	
18		15.75	15.87	16.14	16.16		18.19			
19							16.40			
20										



<IC Nitro> - A Final Leg 1

Pos	Car	Form	Name	Class	Member Type	Car Make	Result	Ave
1	2	F2	Barry Smith	IC Outlaw	S2008	Mugen	35 / 605.06	17.28
2	3	F2	Gary Fuller	IC Touring	S2008	Serpent	34 / 615.87	18.11
3	6	F2	JamesRumble	IC Touring	S2008	Xray	32 / 613.99	19.18
4	7	F2	Mark Fagan	IC Touring	S2008	Team Magic	28 / 600.55	21.44
5	4	F2	Stephen Mills	IC Touring	S2008	Xray	27 / 556.39	20.60
6	8	F2	Andrew Mills	IC Touring	S2008	Mugen	27 / 614.59	22.76
7	1	F2	David Forsythe	IC Touring	S2008	Xray	13 / 218.08	16.77
8	5	F1	Iain Hollands	IC Outlaw	S2008	Serpent	0 / 0.00	0.00

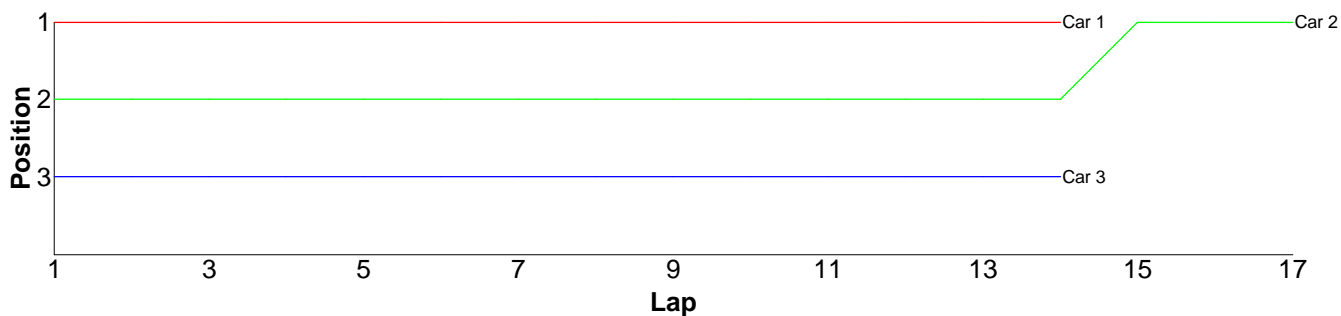
Lap	Car 1	Car 2	Car 3	Car 4	Car 5	Car 6	Car 7	Car 8
1	25.55	25.99	29.14	30.31		40.31	35.57	31.57
2	15.63	15.70	17.98	17.47		23.05	20.45	17.75
3	15.73	16.22	17.31	17.53		17.88	19.10	18.21
4	16.77	19.57	17.95	18.95		16.49	18.28	18.23
5	15.95	16.46	17.77	18.04		16.73	19.24	18.07
6	15.83	16.39	17.38	17.38		18.10	18.56	19.03
7	16.35	18.44	17.82	17.70		17.07	18.87	18.04
8	16.02	15.91	17.57	21.82		16.03	18.01	17.01
9	16.77	15.70	19.95	18.59		15.93	18.35	17.08
10	15.90	15.99	17.17	17.30		21.66	18.75	17.25
11	15.69	16.24	17.13	19.50		17.62	18.02	18.85
12	16.11	15.67	17.01	52.20		16.20	28.87	17.77
13	15.78	16.22	18.51	18.31		16.20	18.98	17.42
14		16.23	18.39	16.91		18.29	24.11	76.73
15		16.02	24.24	19.41		17.52	34.42	16.49
16		16.10	17.50	17.33		28.94	18.38	17.24
17		30.44	17.73	17.26		16.46	19.08	66.71
18		16.06	16.99	18.54		17.29	19.34	16.90
19		15.36	17.35	17.87		27.60	18.26	20.92
20		22.48	17.33	20.53		16.75	18.03	20.12
21		17.17	17.33	17.47		17.08	18.98	17.58
22		15.66	17.79	16.72		16.41	34.48	17.34
23		15.77	17.35	19.77		16.06	18.21	19.01
24		15.46	17.37	19.06		16.31	25.56	19.60
25		15.54	18.40	20.01		25.75	18.34	23.00
26		15.58	16.99	17.70		18.23	24.00	17.80
27		15.19	17.49	32.71		22.03	18.61	18.87
28		21.05	17.60			17.54	19.70	
29		16.45	17.27			17.31		
30		19.77	17.88			16.12		
31		15.72	17.00			17.98		
32		16.05	17.02			17.05		
33		17.11	16.62					
34		15.63	17.54					
35		15.72						
36								



<Mod / GT> - A Final Leg 2

Pos	Car	Form	Name	Class	Member Type	Car Make	Result	Ave
1	2	F2	Nigel Moss	Formula GT	S2008	Tamiya	17 / 316.52	18.61
2	1	F1	Glen Westwood	Modified	S2008	Schumacher	14 / 212.72	15.19
3	3	F2	Dave Skelton	Formula GT	S2008	Tamiya	14 / 303.00	21.64
=4	4	F2	Scott Stokes	Formula GT	S2008	Tamiya	0 / 0.00	0.00
=4	5	F1	Robin Francis	Formula GT	S2008	Tamiya	0 / 0.00	0.00

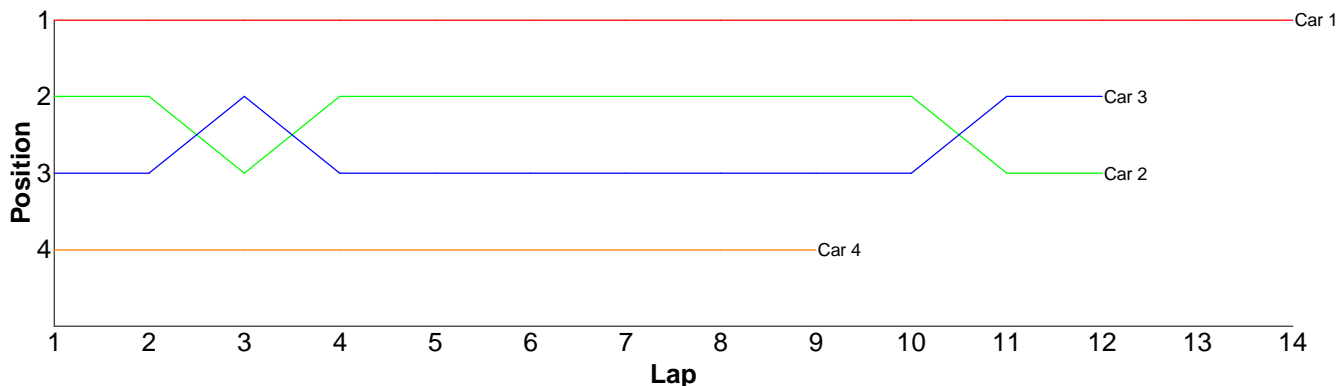
Lap	Car 1	Car 2	Car 3	Car 4	Car 5
1	22.03	28.14	39.71		
2	14.26	17.61	18.94		
3	14.50	18.07	21.07		
4	16.61	18.06	19.10		
5	14.68	18.03	27.42		
6	14.64	19.09	19.54		
7	14.50	17.73	19.19		
8	14.46	17.46	19.79		
9	14.61	18.05	21.70		
10	14.50	18.29	19.18		
11	14.49	17.49	18.41		
12	14.45	17.25	18.64		
13	14.40	17.22	19.33		
14	14.59	18.34	20.98		
15		20.48			
16		17.56			
17		17.65			
18					



<Sport / TT-01> - A Final Leg 2

Pos	Car	Form	Name	Class	Member Type	Car Make	Result	Ave
1	1	F1	Kieran Stokes	Tamiya Stock	J2008	Tamiya	14 / 314.32	22.45
2	3	F1	Emily Hall	Electric Sport	S2008	Hot Bodies	12 / 304.29	25.35
3	2	F1	Matthew Mills	Electric Sport	J2008	HPI	12 / 311.49	25.95
4	4	F2	Dawn Skelton	Electric Sport	S2008	Xray	9 / 312.06	34.67
5	5	F2	Hannah Carless	Tamiya Stock	J2008	Tamiya	0 / 0.00	0.00

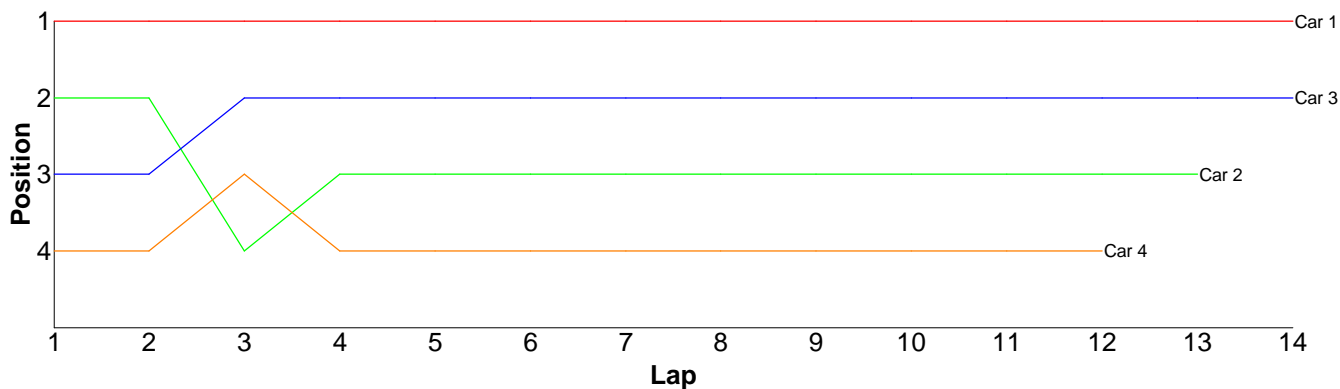
Lap	Car 1	Car 2	Car 3	Car 4	Car 5
1	32.43	35.27	37.57	53.43	
2	21.78	23.68	23.60	32.75	
3	21.61	26.52	23.89	33.99	
4	21.53	23.54	24.47	30.74	
5	21.68	24.05	25.48	34.92	
6	21.88	22.52	23.74	30.71	
7	21.56	23.28	23.55	32.50	
8	21.29	24.22	24.04	31.68	
9	21.78	23.21	24.34	31.34	
10	21.43	26.59	23.81		
11	22.47	35.82	25.05		
12	21.67	22.79	24.75		
13	21.75				
14	21.46				
15					



Bikes - A Final Leg 2

Pos	Car	Form	Name	Member Type	Car Make	Result	Ave	Best
1	1	F1	Steve Leake	S2008		14 / 304.54	21.75	12.59
2	3	F1	Andy Carless	S2008		14 / 318.76	22.76	14.68
3	2	F2	Chris Groom	S2008		13 / 315.05	24.23	14.18
4	4	F1	Gerald Page	S2008		12 / 307.05	25.58	16.39

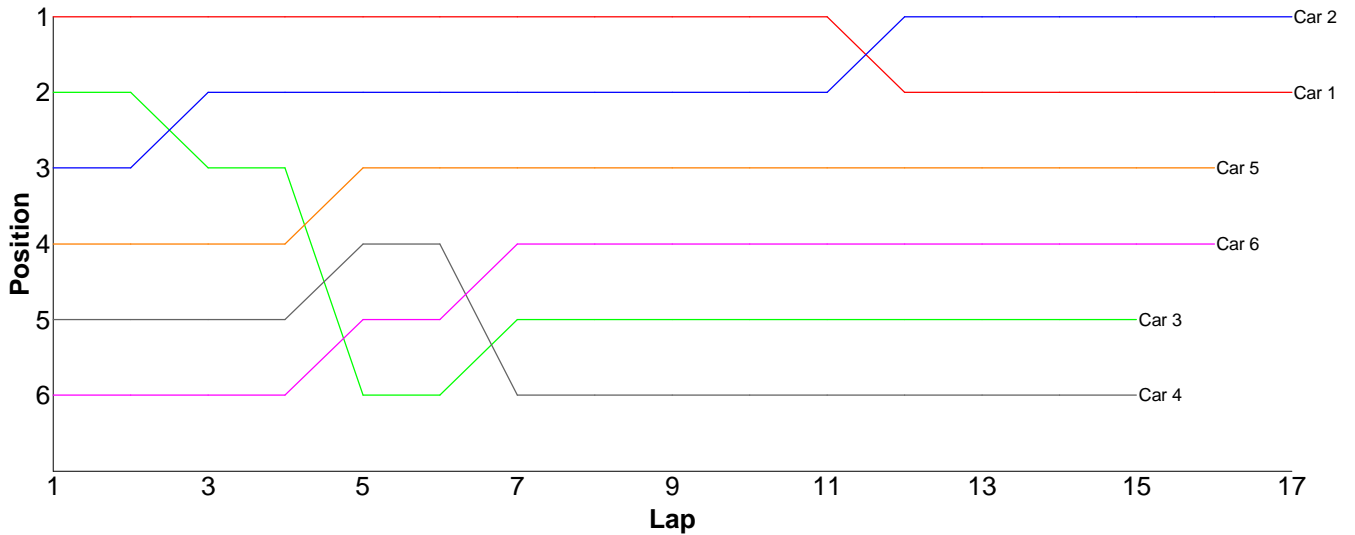
Lap	Car 1	Car 2	Car 3	Car 4
1	12.59	14.18	14.68	16.39
2	22.76	22.69	23.03	29.82
3	22.75	32.66	22.65	22.80
4	22.68	22.54	23.45	32.74
5	22.41	30.33	22.19	22.67
6	22.50	22.49	22.24	29.77
7	22.49	22.14	22.39	22.64
8	22.21	22.43	22.11	23.24
9	22.39	22.32	24.21	22.94
10	22.36	22.02	30.04	31.64
11	22.08	22.23	23.11	24.41
12	21.68	22.98	23.40	27.99
13	22.39	36.04	22.84	
14	23.25		22.42	
15				



Stock Touring - A Final Leg 2

Pos	Car	Form	Name	Member Type	Car Make	Result	Ave	Best
1	2	F1	Kevin Bissell	S2008	Hot Bodies	17 / 308.14	18.12	16.96
2	1		Jon Wilkins	S2008	Hot Bodies	17 / 317.12	18.65	17.06
3	5	F2	Jose Jimenez	S2008	Xray	16 / 301.93	18.87	17.50
4	6	F2	Robin Francis	S2008	Hot Bodies	16 / 310.32	19.39	17.73
5	3	F2	Mason Sadler	J2008	Hot Bodies	15 / 307.70	20.51	17.23
6	4	F2	Scott Stokes	S2008	Xray	15 / 318.58	21.23	17.95

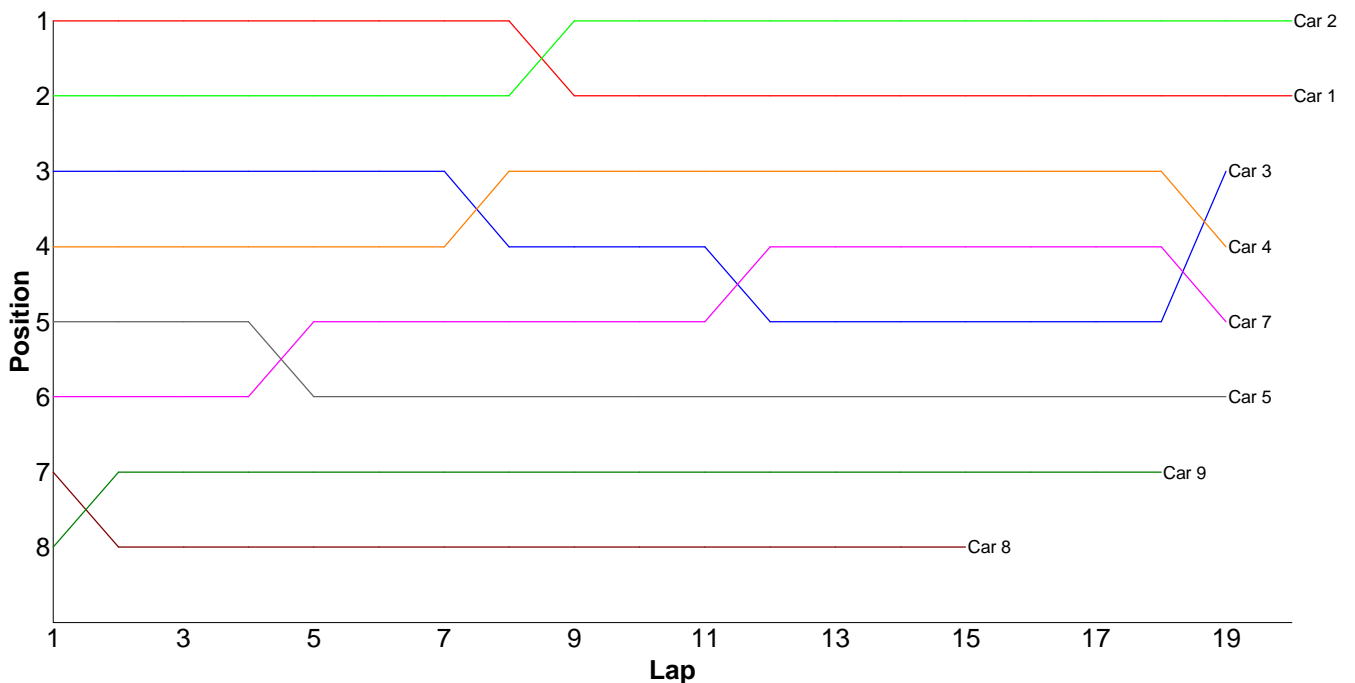
Lap	Car 1	Car 2	Car 3	Car 4	Car 5	Car 6
1	26.35	29.82	28.28	30.79	30.38	31.69
2	17.18	17.09	17.73	18.04	18.09	19.63
3	17.06	17.52	18.78	18.42	18.12	17.91
4	17.42	17.06	17.69	18.20	17.50	18.12
5	17.73	17.13	25.43	18.21	18.22	18.53
6	17.26	17.79	18.28	18.58	17.99	18.59
7	17.43	16.96	18.02	27.19	18.76	18.16
8	18.44	17.16	19.18	17.95	18.66	18.10
9	17.54	17.18	19.26	18.59	18.04	17.87
10	17.47	17.29	21.79	19.08	17.96	18.22
11	17.36	17.23	18.31	25.64	17.78	21.07
12	22.78	17.65	18.21	18.31	18.20	19.64
13	18.14	17.89	17.96	20.30	17.84	17.73
14	17.59	17.97	17.23	30.51	17.94	19.10
15	18.39	17.82	31.55	18.77	17.94	18.19
16	20.79	17.03			18.51	17.77
17	18.19	17.55				
18						



Pro-Stock - A Final Leg 2

Pos	Car	Form	Name	Member Type	Car Make	Result	Ave	Best
1	2	F1	Mark Sadler	S2008	Hot Bodies	20 / 311.50	15.57	14.85
2	1	F1	Jay Westwood	S2008	Schumacher	20 / 312.69	15.63	14.69
3	3	F1	Matthew Quinlisk	S2008	Hot Bodies	19 / 307.54	16.18	15.27
4	4	F1	Nick Adams	S2008	Tamiya	19 / 308.96	16.26	15.29
5	7	F1	Tim Langdell	S2008	Serpent	19 / 309.56	16.29	15.04
6	5	F1	Ori Sohachevsky	S2008	Serpent	19 / 313.16	16.48	15.26
7	9		Jamie Vassallo	S2008	Scythe	18 / 306.35	17.01	15.65
8	8	F1	Dave Skelton	S2008	Xray	15 / 314.60	20.97	16.60
=9	6	F1	Nigel Moss	S2008	Hot Bodies	0 / 0.00	0.00	0.00
=9	10	F1	Dan Ghibaldan	S2008	Serpent	0 / 0.00	0.00	0.00

Lap	Car 1	Car 2	Car 3	Car 4	Car 5	Car 6	Car 7	Car 8	Car 9	Car 10
1	23.31	23.69	24.57	24.71	24.97		25.34	30.80	30.90	
2	15.25	16.23	15.58	15.98	15.99		16.10	34.13	16.74	
3	14.82	15.06	15.43	15.73	15.98		15.69	16.60	16.06	
4	14.96	14.85	15.99	15.29	16.35		16.30	20.46	15.81	
5	15.04	14.99	15.51	15.92	16.68		15.89	21.50	15.65	
6	14.69	14.98	15.51	15.35	15.81		15.13	17.12	16.34	
7	15.17	14.85	15.57	15.49	15.73		16.16	17.00	16.07	
8	14.89	14.87	16.63	15.73	15.50		15.04	19.14	16.50	
9	19.69	15.61	15.70	15.58	15.69		15.05	23.97	15.76	
10	15.11	15.01	15.37	15.46	15.26		15.35	18.60	16.30	
11	14.90	14.96	15.72	15.49	15.52		15.71	17.92	16.20	
12	15.02	14.87	16.98	16.00	16.21		15.60	19.18	16.37	
13	14.89	14.88	15.39	15.43	15.32		15.32	20.10	16.05	
14	14.86	14.90	15.41	15.62	15.66		15.40	17.93	16.03	
15	15.22	14.91	15.62	15.83	15.81		15.66	20.15	16.54	
16	14.90	15.01	15.27	15.60	15.49		15.84		15.98	
17	14.90	14.86	15.42	15.64	17.58		15.54		16.46	
18	14.88	15.16	15.86	15.76	17.63		15.63		16.59	
19	15.19	16.40	16.01	18.35	15.98		18.81			
20	15.00	15.41								
21										



<IC Nitro> - A Final Leg 2

Pos	Car	Form	Name	Class	Member Type	Car Make	Result	Ave
=1	1	F2	David Forsythe	IC Touring	S2008	Xray	0 / 0.00	0.00
=1	2	F2	Barry Smith	IC Outlaw	S2008	Mugen	0 / 0.00	0.00
=1	3	F2	Gary Fuller	IC Touring	S2008	Serpent	0 / 0.00	0.00
=1	4	F2	Stephen Mills	IC Touring	S2008	Xray	0 / 0.00	0.00
=1	5	F1	Iain Hollands	IC Outlaw	S2008	Serpent	0 / 0.00	0.00
=1	6	F2	JamesRumble	IC Touring	S2008	Xray	0 / 0.00	0.00
=1	7	F2	Mark Fagan	IC Touring	S2008	Team Magic	0 / 0.00	0.00
=1	8	F2	Andrew Mills	IC Touring	S2008	Mugen	0 / 0.00	0.00

Lap	Car 1	Car 2	Car 3	Car 4	Car 5	Car 6	Car 7	Car 8
-----	-------	-------	-------	-------	-------	-------	-------	-------

1

Produced by RC-Timing 2006 on 09 Sep 2008, 4:47 PM. www.RC-Timing.com