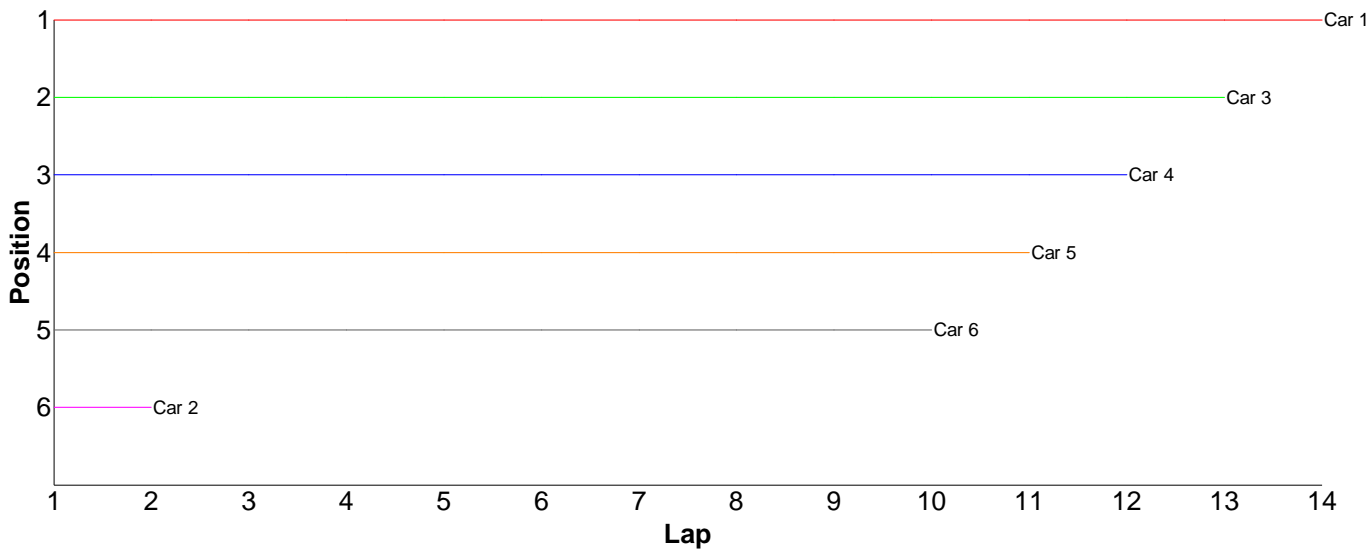


# Race Results

## Heat 1 - Round 1 (Bikes)

Pos	Car	Form	Name	Member Type	Car Make	Result	Ave	Best
1	1	F1	Jevon Frost	S2008		14 / 303.99	21.71	20.37
2	3		Dave Richards	S2008		13 / 319.65	24.58	23.00
3	4	F2	Chris Groom	S2008		12 / 301.89	25.15	23.18
4	5		Matthew Book	S2008		11 / 319.60	29.05	24.49
5	6	F2	Peter Chang	S2008		10 / 309.23	30.92	26.08
6	2		Graham Clarke	S-Guest		2 / 147.35	73.67	22.21

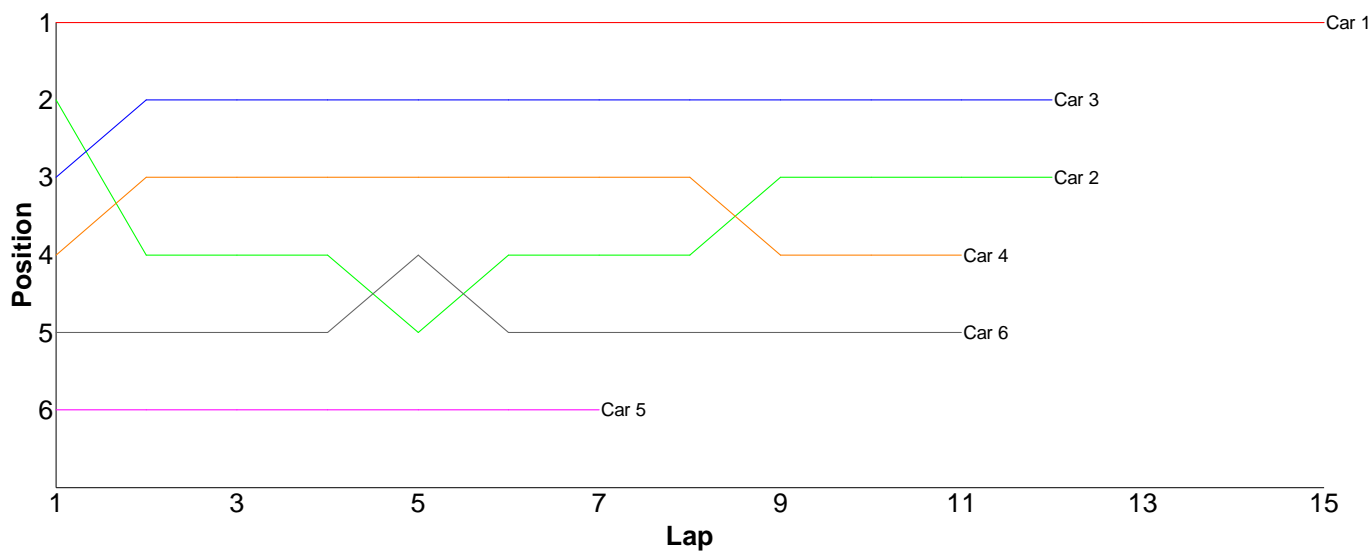
Lap	Car 1	Car 2	Car 3	Car 4	Car 5	Car 6
1	21.36	125.14	23.63	25.20	25.64	57.78
2	21.37	22.21	24.18	24.84	25.74	28.88
3	21.25		27.50	33.11	41.56	27.08
4	20.61		23.00	24.13	26.20	29.86
5	20.46		23.57	23.74	29.00	30.04
6	20.37		24.98	24.85	26.97	26.37
7	21.18		23.72	24.24	24.49	28.93
8	21.25		23.84	24.51	31.52	26.96
9	23.62		23.85	24.92	24.94	26.08
10	20.56		25.00	24.92	34.20	27.25
11	23.03		23.12	24.25	29.34	
12	20.67		25.02	23.18		
13	26.76		28.24			
14	21.50					
15						



# Heat 2 - Round 1 (<Sport / TT01>)

Pos	Car	Form	Name	Class	Member Type	Car Make	Result	Ave
1	1	F1	Kieran Stokes	Tamiya Stock	J2008	Tamiya	15 / 317.63	21.17
2	3	F1	Emily Hall	Electric Sport	S2008	Hot Bodies	12 / 308.07	25.67
3	2	F1	Thomas Francis	Tamiya Stock	S2008	Tamiya	12 / 313.80	26.15
4	4	F1	Matthew Mills	Electric Sport	J2008	HPI	11 / 307.11	27.91
5	6		Stuart Dunk	Tamiya Stock	J-Guest	Tamiya	11 / 318.22	28.92
6	5	F2	Dawn Skelton	Electric Sport	S2008	Xray	7 / 259.39	37.05

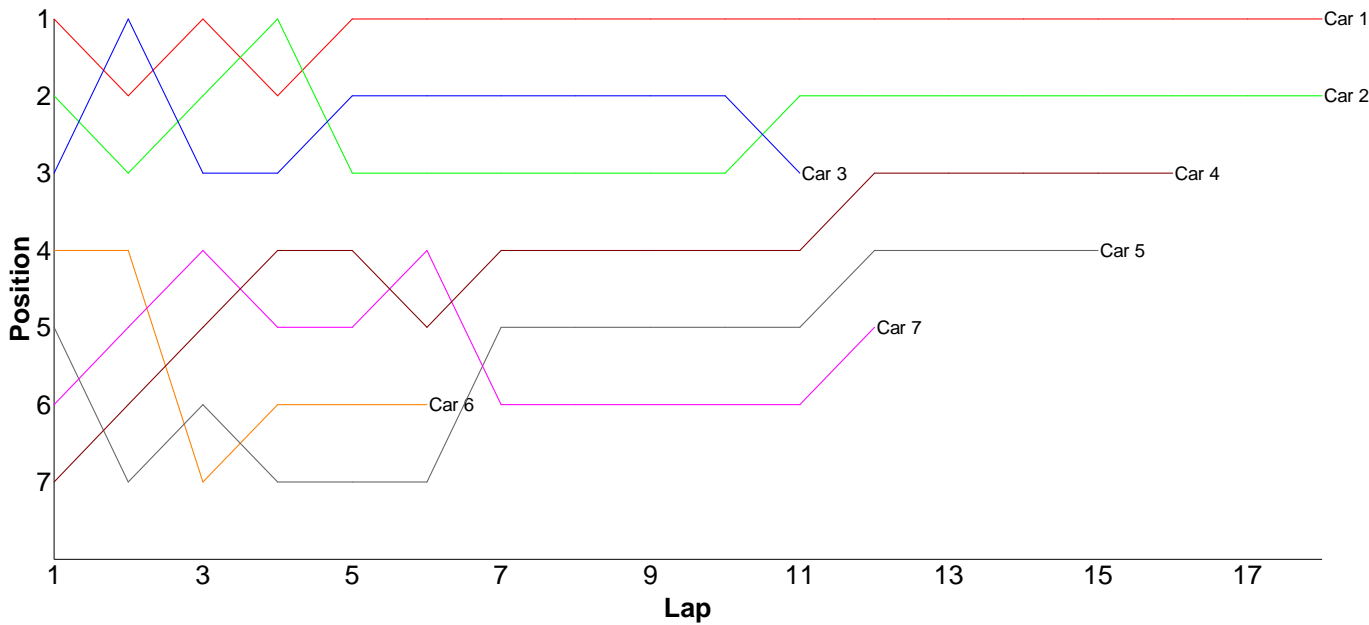
Lap	Car 1	Car 2	Car 3	Car 4	Car 5	Car 6
1	21.33	22.35	24.27	25.19	34.53	31.69
2	21.14	31.61	24.09	24.46	34.60	26.01
3	21.00	29.10	24.16	24.80	37.16	29.03
4	21.16	29.16	24.70	29.90	37.18	26.55
5	20.91	27.90	25.43	25.88	33.03	24.33
6	21.13	23.58	25.12	29.98	40.73	33.68
7	21.25	28.71	25.61	25.39	42.16	24.53
8	20.90	25.75	25.03	29.95		32.19
9	21.07	26.12	25.00	29.98		32.23
10	21.62	24.03	25.51	30.44		27.52
11	21.85	22.89	25.44	31.14		30.46
12	21.22	22.60	33.71			
13	21.11					
14	20.77					
15	21.17					
16						



# Heat 3 - Round 1 (Stock Touring)

Pos	Car	Form	Name	Member Type	Car Make	Result	Ave	Best
1	1		Anthony Pedder	S-Guest	Hot Bodies	18 / 313.83	17.43	16.97
2	2	F1	Kevin Bissell	S2008	Hot Bodies	18 / 315.76	17.54	16.88
3	4	F2	Kyle Fuller	J2008	Xray	16 / 316.79	19.79	17.63
4	5	F2	Robin Francis	S2008	Hot Bodies	15 / 308.69	20.57	17.39
5	7	F2	Craig Murrell	J-Guest	Xray	12 / 317.64	26.47	18.57
6	3	F1	Ian Cairns	S2008	Xray	11 / 194.15	17.65	17.16
7	6	F2	Scott Stokes	S2008	Xray	6 / 120.12	20.02	18.30

Lap	Car 1	Car 2	Car 3	Car 4	Car 5	Car 6	Car 7
1	17.57	17.69	17.85	20.00	19.70	18.30	19.81
2	17.71	17.68	17.40	20.71	22.18	19.88	18.79
3	17.18	17.11	17.44	18.44	19.00	24.97	19.37
4	17.51	16.95	17.30	18.64	28.48	18.51	20.70
5	17.15	21.10	17.85	18.27	18.26	19.44	18.57
6	17.18	16.98	17.40	23.83	18.22	19.02	18.76
7	17.56	17.50	17.47	17.69	17.39		29.76
8	17.42	16.97	17.34	17.90	17.82		19.64
9	16.99	16.88	17.16	17.68	18.04		26.76
10	17.03	16.90	17.35	17.65	23.24		87.92
11	17.09	18.14	19.59	32.23	27.26		18.96
12	16.97	17.06		17.63	23.94		18.60
13	17.64	17.86		22.33	18.21		
14	18.25	17.38		18.06	18.48		
15	18.38	17.56		17.87	18.47		
16	17.82	17.51		17.86			
17	17.21	17.33					
18	17.17	17.16					
19							

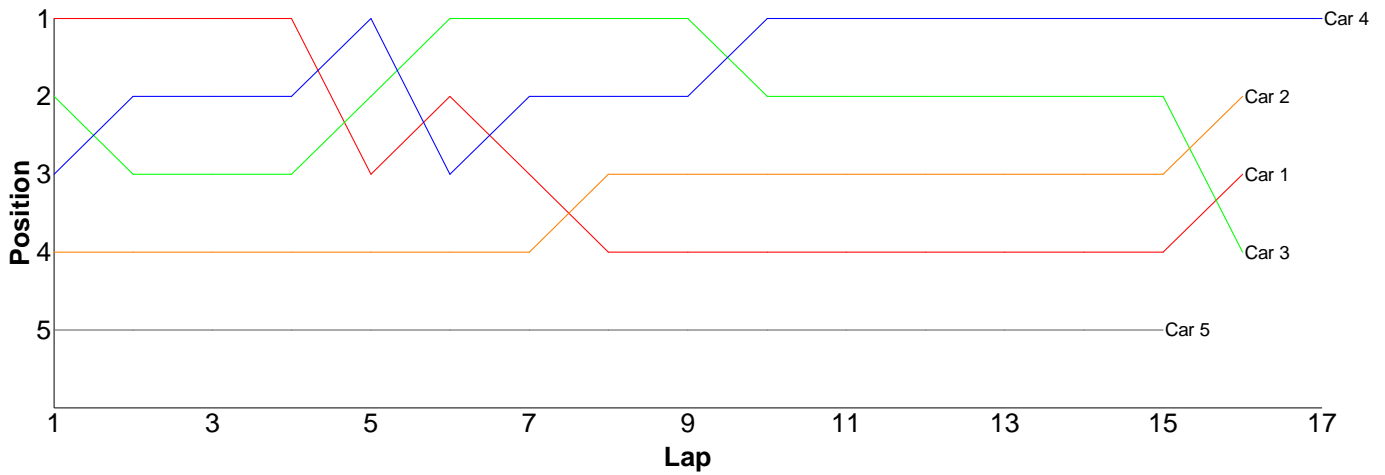


# Heat 4 - Round 1 (<IC Nitro>)

Pos	Car	Form	Name	Member Type	Car Make	Result	Ave	Best
1	4	F2	Colin Taggart	S2008	Team Magic	17 / 309.92	18.23	16.77
2	2	F2	Gary Fuller	S2008	Serpent	16 / 304.16	19.01	16.72
3	1	F2	Andrew Mills	S2008	Mugen	16 / 307.97	19.24	16.11
4	3	F2	Stephen Mills	S2008	Xray	16 / 308.18	19.26	16.94
5	5	F2	Mark Fagan	S2008	Team Magic	15 / 308.39	20.55	17.48
6	6		John Hill	S-Guest	Associated	0 / 0.00	0.00	0.00

**Lap Car 1 Car 2 Car 3 Car 4 Car 5 Car 6**

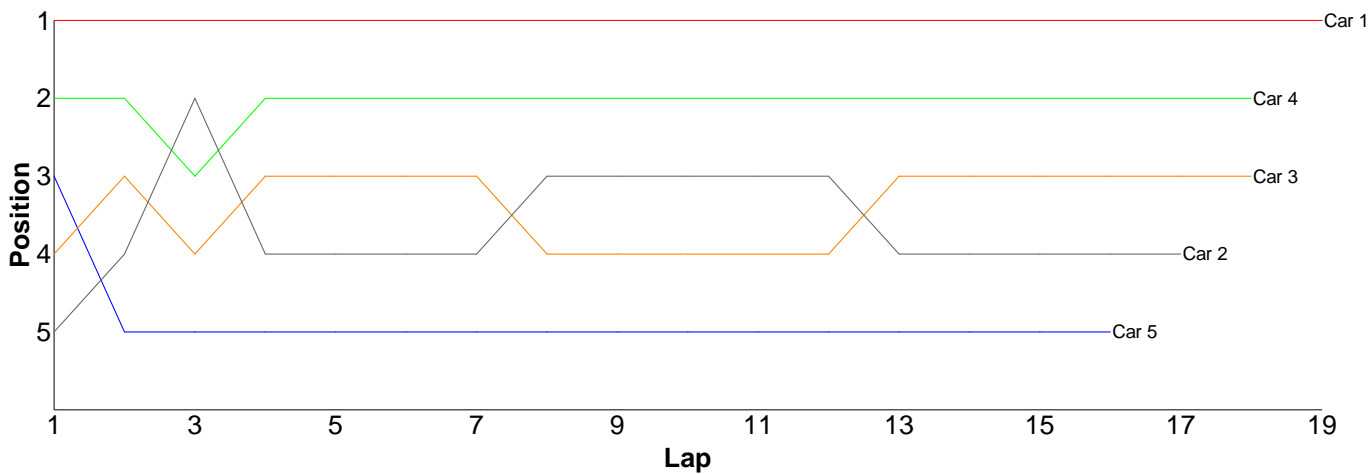
1	16.74	19.52	17.69	17.89	26.47	
2	17.27	18.45	20.20	17.31	24.91	
3	17.03	18.05	17.48	17.48	20.41	
4	16.91	18.13	17.04	16.93	19.13	
5	22.73	17.86	17.72	16.77	18.81	
6	17.39	23.25	17.30	25.71	20.06	
7	24.18	18.29	17.22	17.58	19.17	
8	29.54	19.50	17.74	21.35	18.63	
9	18.24	17.68	18.22	17.22	18.04	
10	17.49	18.72	27.42	17.38	19.86	
11	19.32	23.60	23.72	18.21	20.60	
12	16.78	18.98	17.62	18.13	17.48	
13	16.65	16.88	17.47	17.02	21.05	
14	21.54	16.72	16.94	17.19	21.94	
15	16.11	17.78	18.75	18.53	21.83	
16	20.05	20.75	25.65	18.29		
17				16.93		
18						



# Heat 5 - Round 1 (Pro-Stock)

Pos	Car	Form	Name	Member Type	Car Make	Result	Ave	Best
1	1	F1	Dave Skelton	S2008	Xray	19 / 311.88	16.41	15.69
2	4	F2	Brian Killick	S2008	Xray	18 / 306.47	17.02	16.23
3	3	F2	Scott Hauser	S2008	Schumacher	18 / 314.94	17.49	16.38
4	2	F2	Jon Wilkins	S2008	Hot Bodies	17 / 303.73	17.86	16.06
5	5	F2	Neil Talbot	S2008	Xray	16 / 307.45	19.21	16.42

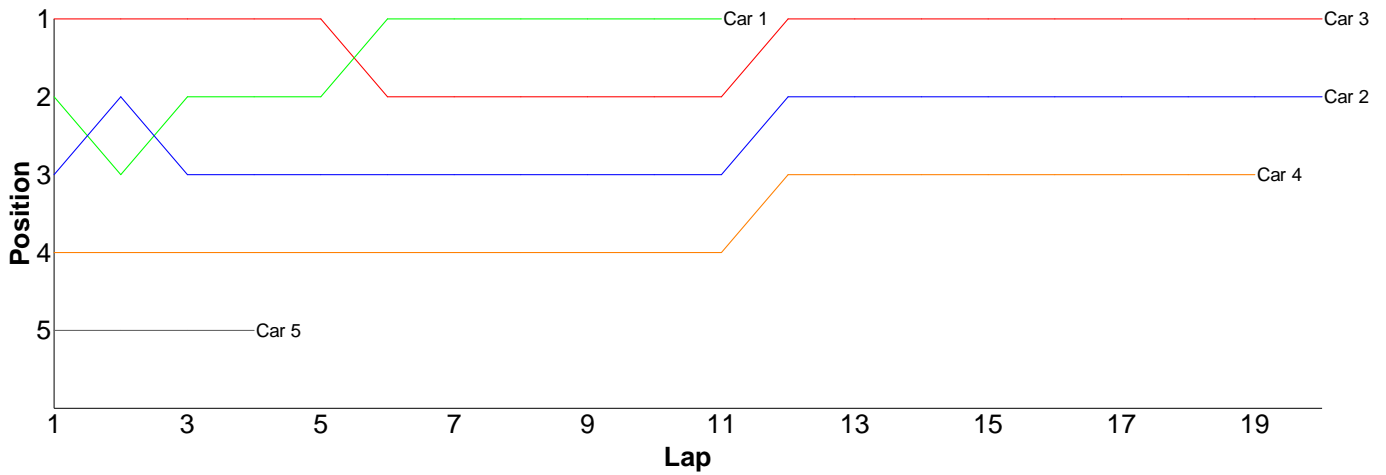
Lap	Car 1	Car 2	Car 3	Car 4	Car 5
1	16.52	17.45	17.30	16.79	17.00
2	16.53	16.99	17.08	16.87	23.11
3	16.28	16.12	17.39	17.90	17.38
4	16.53	21.89	17.11	16.86	17.05
5	16.09	16.60	16.59	16.67	17.16
6	16.03	16.18	16.60	16.79	16.42
7	15.74	16.06	16.66	16.23	20.37
8	15.69	18.40	23.84	18.77	17.02
9	16.47	16.67	19.40	16.95	18.88
10	17.07	17.42	17.00	17.26	17.99
11	16.09	17.12	16.42	16.65	25.43
12	15.98	16.13	17.15	16.96	18.10
13	18.97	22.80	16.83	17.98	21.64
14	16.39	17.94	16.38	16.42	17.83
15	16.40	16.89	17.44	16.85	22.28
16	16.03	21.85	16.56	17.04	19.79
17	16.14	17.22	17.90	16.69	
18	16.55		17.29	16.79	
19	16.38				
20					



# Heat 6 - Round 1 (Pro-Stock)

Pos	Car	Form	Name	Member Type	Car Make	Result	Ave	Best
1	3	F1	Matthew Quinlisk	S2008	Hot Bodies	20 / 310.12	15.50	15.13
2	2	F1	Mark Payne	S2008	Xray	20 / 314.64	15.73	15.20
3	4	F1	Nick Adams	S2008	Tamiya	19 / 302.28	15.90	15.51
4	1	F1	Nigel Moss	S2008	Hot Bodies	11 / 169.31	15.39	15.03
5	5	F1	Gerald Page	S2008	Xray	4 / 77.57	19.39	17.04

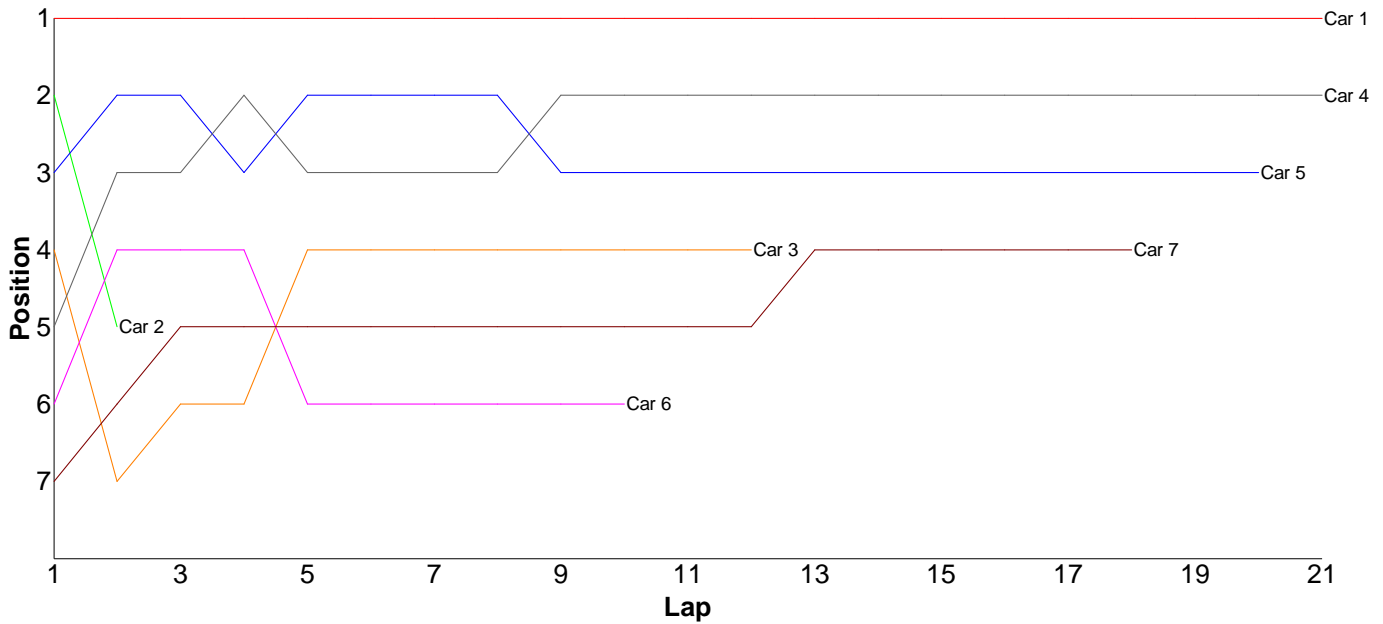
Lap	Car 1	Car 2	Car 3	Car 4	Car 5
1	15.41	15.99	15.35	16.93	17.04
2	16.14	15.39	15.65	15.91	22.49
3	15.13	15.74	15.42	16.08	17.04
4	15.75	16.59	15.79	16.56	21.00
5	15.69	15.53	15.50	16.19	
6	15.07	15.77	15.90	15.60	
7	15.22	15.51	15.31	15.93	
8	15.03	16.26	16.30	15.87	
9	15.26	16.26	15.38	15.69	
10	15.09	15.39	15.26	15.86	
11	15.52	15.51	15.60	15.74	
12		15.28	15.71	15.85	
13		15.20	15.37	15.66	
14		15.26	15.47	15.78	
15		15.22	15.21	15.76	
16		15.35	15.56	15.56	
17		15.32	15.37	15.51	
18		15.54	15.53	16.03	
19		17.93	15.13	15.77	
20		15.60	15.31		
21					



# Heat 7 - Round 1 (<IC Nitro>)

Pos	Car	Form	Name	Class	Member Type	Car Make	Result	Ave
1	1	F1	John Zottl	IC Touring	S2008	Xray	21 / 304.55	14.50
2	4	F2	David Forsythe	IC Touring	S2008	Xray	21 / 313.18	14.91
3	5	F1	Mark Sellars	IC Outlaw	S2008	Mugen	20 / 308.37	15.41
4	7	F2	Phillip Pullen	IC Touring	S2008	Mugen	18 / 300.03	16.66
5	3	F1	Iain Hollands	IC Outlaw	S2008	Serpent	12 / 187.98	15.66
6	6	F2	James Rumble	IC Touring	S2008	Xray	10 / 179.12	17.91
7	2	F1	Adrian Poole	IC Touring	S2008	Team Magic	2 / 34.01	17.00

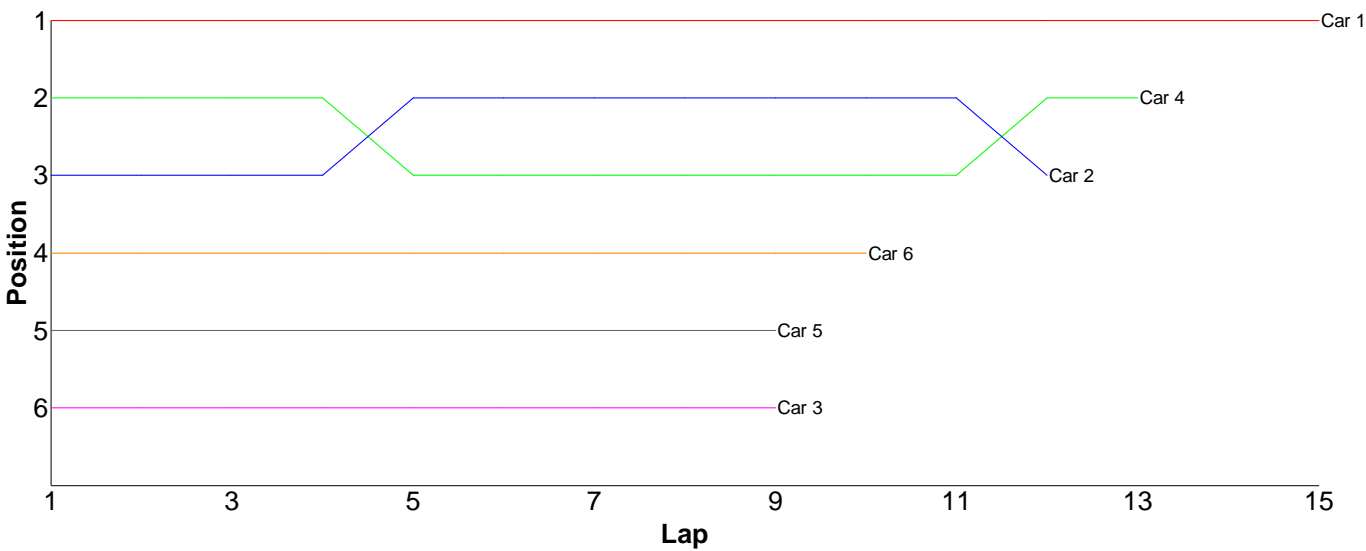
Lap	Car 1	Car 2	Car 3	Car 4	Car 5	Car 6	Car 7
1	14.59	14.96	15.13	15.23	14.96	16.61	17.81
2	14.33	19.05	22.84	14.63	14.79	15.86	16.89
3	14.49		15.30	14.92	14.98	15.90	16.14
4	14.55		14.83	14.73	14.86	16.53	16.22
5	14.66		15.37	15.35	14.60	30.23	17.84
6	14.53		14.97	14.72	14.49	17.07	17.07
7	14.44		14.70	14.69	14.90	16.14	16.88
8	14.59		14.81	15.52	14.37	18.55	15.79
9	14.40		15.25	14.99	19.90	15.89	16.97
10	14.46		15.05	14.72	14.44	16.34	16.06
11	14.36		14.99	14.53	14.48		17.85
12	14.39		14.74	14.72	14.71		16.85
13	14.63			15.06	22.77		17.26
14	14.69			14.73	15.10		16.11
15	14.35			14.53	14.47		16.22
16	14.24			15.21	14.48		16.10
17	14.34			15.60	14.63		15.99
18	14.49			14.70	14.73		15.98
19	14.63			15.12	15.89		
20	14.56			14.73	14.82		
21	14.83			14.75			
22							



# Heat 1 - Round 2 (Bikes)

Pos	Car	Form	Name	Member Type	Car Make	Result	Ave	Best
1	1	F1	Jevon Frost	S2008		15 / 313.90	20.92	19.79
2	4	F2	Chris Groom	S2008		13 / 309.29	23.79	22.21
3	2		Graham Clarke	S-Guest		12 / 286.98	23.91	21.16
4	6	F2	Peter Chang	S2008		10 / 306.46	30.64	25.51
5	5		Matthew Book	S2008		9 / 302.06	33.56	24.45
6	3		Dave Richards	S2008		9 / 327.23	36.35	21.93

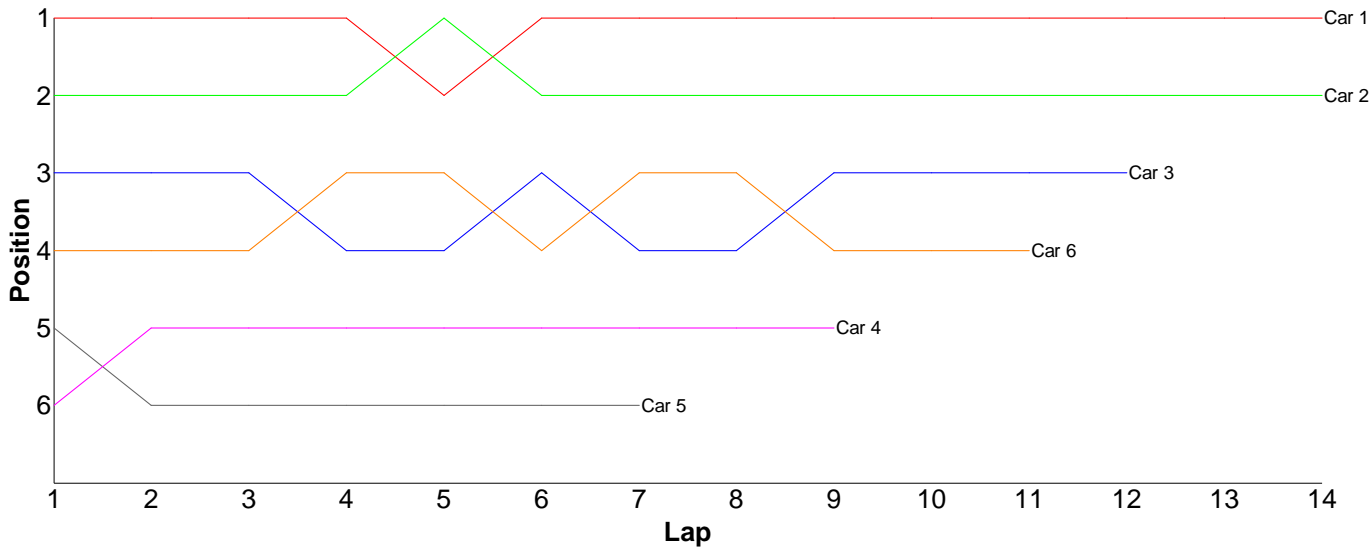
Lap	Car 1	Car 2	Car 3	Car 4	Car 5	Car 6
1	20.54	28.63	91.34	24.21	90.58	38.05
2	21.07	22.98	37.89	24.15	30.05	40.68
3	21.02	21.16	31.66	23.03	26.11	39.42
4	20.10	22.22	28.14	22.21	26.79	26.72
5	23.89	21.87	29.37	23.93	26.59	26.54
6	20.10	25.69	23.16	27.58	26.01	29.85
7	20.25	21.94	23.73	24.72	25.65	25.51
8	20.89	22.52	21.93	23.38	24.45	26.06
9	22.88	22.88	40.01	23.09	25.83	26.27
10	20.32	22.46		23.48		27.36
11	19.79	21.90		23.08		
12	19.90	32.73		23.41		
13	21.32			23.02		
14	20.40					
15	21.43					
16						



# Heat 2 - Round 2 (<Sport / TT01>)

Pos	Car	Form	Name	Class	Member Type	Car Make	Result	Ave
1	1	F1	Kieran Stokes	Tamiya Stock	J2008	Tamiya	14 / 310.10	22.15
2	2	F1	Thomas Francis	Tamiya Stock	S2008	Tamiya	14 / 312.18	22.29
3	3	F1	Emily Hall	Electric Sport	S2008	Hot Bodies	12 / 308.18	25.68
4	6		Stuart Dunk	Tamiya Stock	J-Guest	Tamiya	11 / 285.43	25.94
5	4	F1	Matthew Mills	Electric Sport	J2008	HPI	9 / 307.38	34.15
6	5	F2	Dawn Skelton	Electric Sport	S2008	Xray	7 / 276.95	39.56

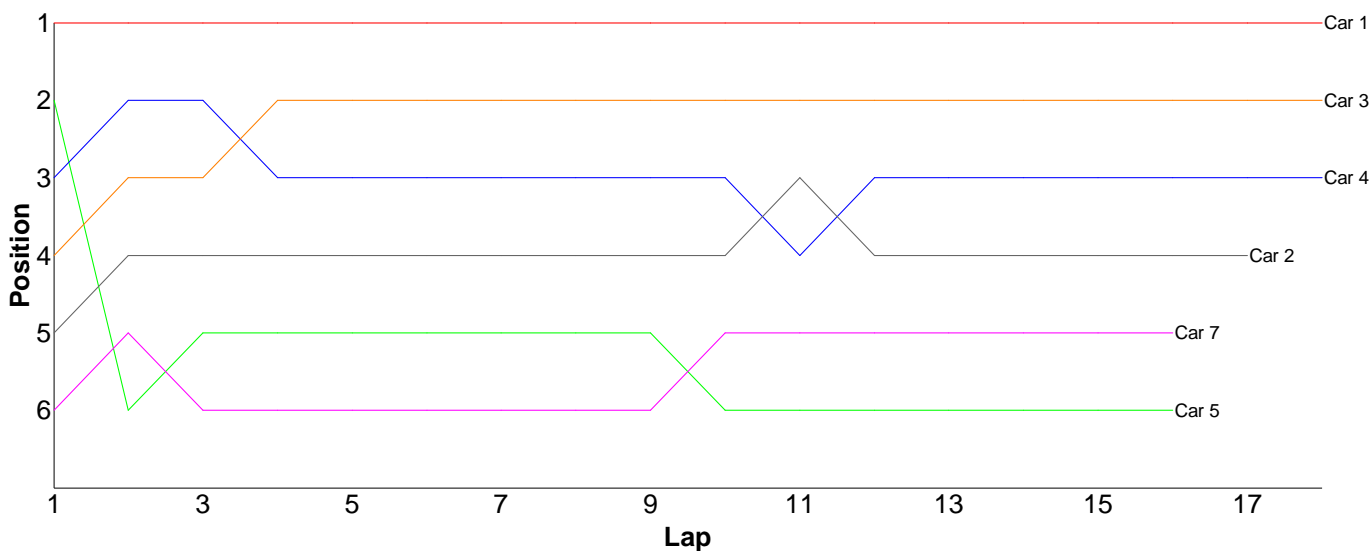
Lap	Car 1	Car 2	Car 3	Car 4	Car 5	Car 6
1	21.15	21.98	25.65	41.27	38.61	26.45
2	21.45	26.62	24.71	29.54	41.88	27.13
3	21.49	22.23	25.05	41.13	38.33	25.77
4	21.09	21.73	31.01	30.52	37.33	26.47
5	29.87	22.41	24.42	33.13	32.76	24.93
6	21.91	22.28	24.87	30.75	35.51	26.27
7	22.15	22.66	24.81	30.17	52.53	23.33
8	21.80	21.79	25.02	37.63		23.26
9	21.78	21.75	24.44	33.24		26.57
10	21.28	21.79	25.38			29.51
11	21.65	21.34	27.02			25.74
12	21.50	22.69	25.80			
13	21.22	21.22				
14	21.76	21.69				
15						



# Heat 3 - Round 2 (Stock Touring)

Pos	Car	Form	Name	Member Type	Car Make	Result	Ave	Best
1	1		Anthony Pedder	S-Guest	Hot Bodies	18 / 307.20	17.06	16.77
2	3	F1	Ian Cairns	S2008	Xray	18 / 310.60	17.25	16.65
3	4	F2	Kyle Fuller	J2008	Xray	18 / 315.28	17.51	17.17
4	2	F1	Kevin Bissell	S2008	Hot Bodies	17 / 309.78	18.22	16.61
5	7	F2	Craig Murrell	J-Guest	Xray	16 / 310.47	19.40	17.54
6	5	F2	Robin Francis	S2008	Hot Bodies	16 / 314.27	19.64	16.98
7	6	F2	Scott Stokes	S2008	Xray	0 / 0.00	0.00	0.00

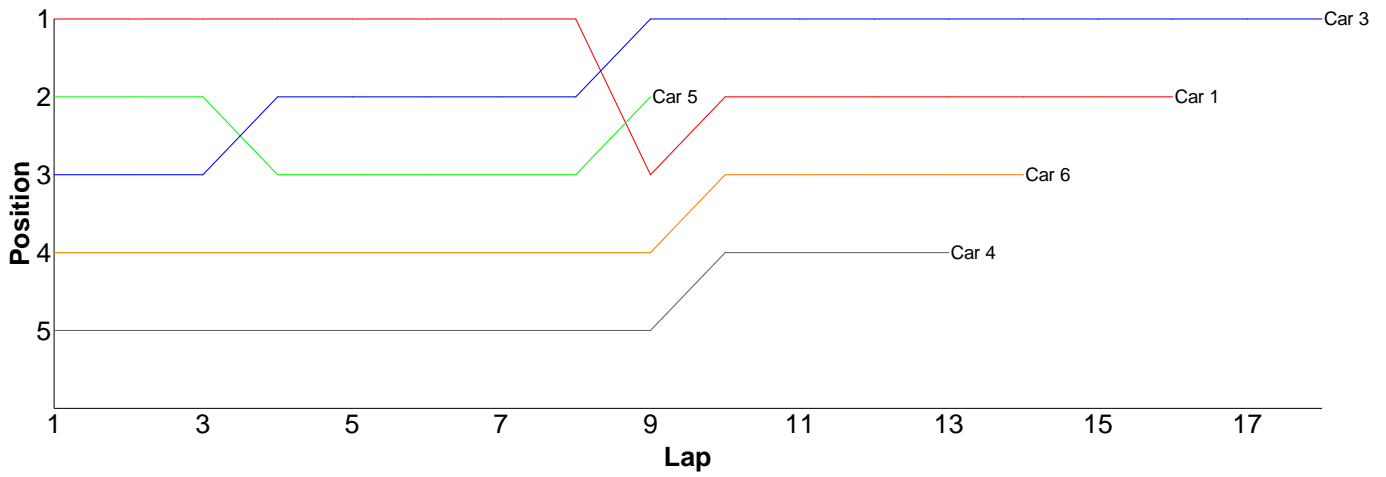
Lap	Car 1	Car 2	Car 3	Car 4	Car 5	Car 6	Car 7
1	16.88	19.91	18.08	17.74	17.51		20.60
2	17.75	17.58	17.43	17.36	22.84		18.14
3	17.12	17.48	17.13	17.24	21.89		23.79
4	17.31	16.72	16.65	17.18	17.78		18.70
5	16.81	16.84	17.09	17.42	17.42		18.94
6	17.06	17.61	17.09	17.35	17.84		18.13
7	17.30	17.07	16.97	17.46	16.98		18.24
8	16.78	17.07	17.00	17.38	17.36		17.54
9	17.01	17.49	17.11	17.40	18.75		21.73
10	17.01	17.07	17.03	18.14	27.57		18.14
11	16.87	17.01	17.69	17.32	19.78		19.46
12	17.12	28.16	17.00	17.17	17.43		18.10
13	17.15	19.71	17.05	18.44	18.21		17.82
14	17.03	16.61	17.32	17.44	17.85		18.07
15	17.14	17.03	17.28	17.55	24.71		18.57
16	17.07	17.16	17.19	17.32	20.35		24.50
17	17.02	19.26	17.38	17.63			
18	16.77		18.11	17.74			
19							



# Heat 4 - Round 2 (<IC Nitro>)

Pos	Car	Form	Name	Member Type	Car Make	Result	Ave	Best
1	3	F2	Stephen Mills	S2008	Xray	18 / 314.48	17.47	16.54
2	1	F2	Andrew Mills	S2008	Mugen	16 / 304.48	19.03	15.78
3	6		John Hill	S-Guest	Associated	14 / 315.46	22.53	16.20
4	4	F2	Colin Taggart	S2008	Team Magic	13 / 322.53	24.81	15.79
5	5	F2	Mark Fagan	S2008	Team Magic	9 / 161.65	17.96	16.72
6	2	F2	Gary Fuller	S2008	Serpent	0 / 0.00	0.00	0.00

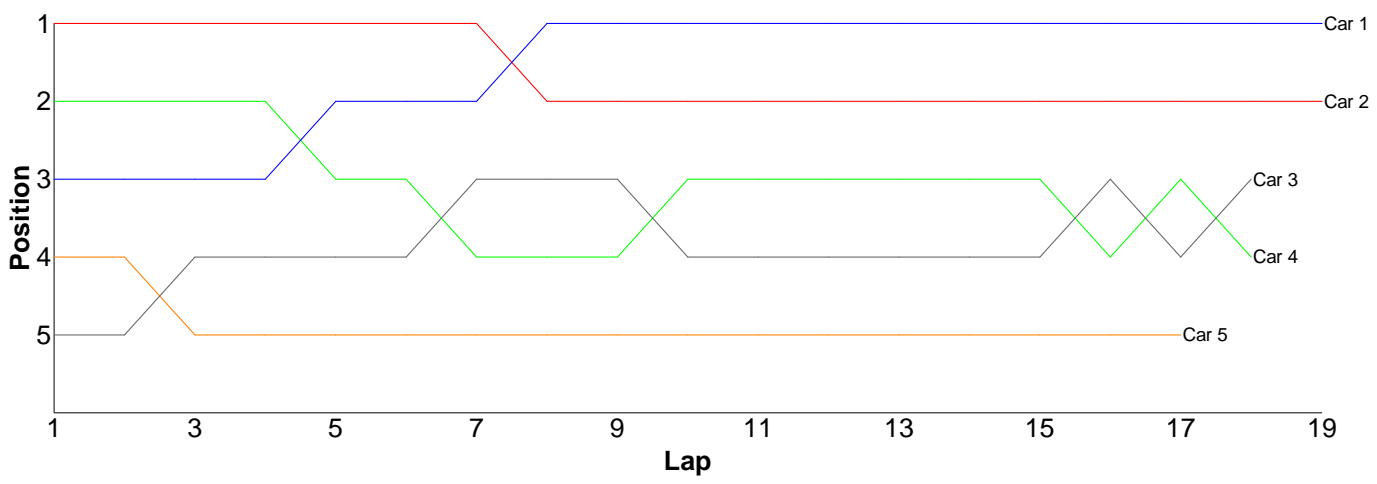
Lap	Car 1	Car 2	Car 3	Car 4	Car 5	Car 6
1	16.70		18.47	97.03	17.32	73.82
2	16.84		18.05	16.42	17.88	23.61
3	16.69		16.69	15.87	17.82	22.94
4	16.44		17.25	16.46	18.34	17.57
5	16.45		17.35	15.79	17.53	18.12
6	19.79		17.21	25.93	17.91	17.34
7	16.15		17.60	16.14	17.58	17.53
8	16.16		17.05	16.03	16.72	17.28
9	56.04		18.39	16.49	20.55	16.82
10	15.78		17.50	17.29		21.16
11	16.18		17.14	21.62		18.57
12	16.00		17.24	16.33		16.20
13	16.66		16.54	31.13		16.83
14	15.99		17.01			17.67
15	16.01		18.90			
16	16.60		17.47			
17			16.68			
18			17.94			
19						



# Heat 5 - Round 2 (Pro-Stock)

Pos	Car	Form	Name	Member Type	Car Make	Result	Ave	Best
1	1	F1	Dave Skelton	S2008	Xray	19 / 308.46	16.23	15.38
2	2	F2	Jon Wilkins	S2008	Hot Bodies	19 / 312.70	16.45	15.77
3	3	F2	Scott Hauser	S2008	Schumacher	18 / 308.37	17.13	15.96
4	4	F2	Brian Killick	S2008	Xray	18 / 311.16	17.28	15.67
5	5	F2	Neil Talbot	S2008	Xray	17 / 311.71	18.33	16.59

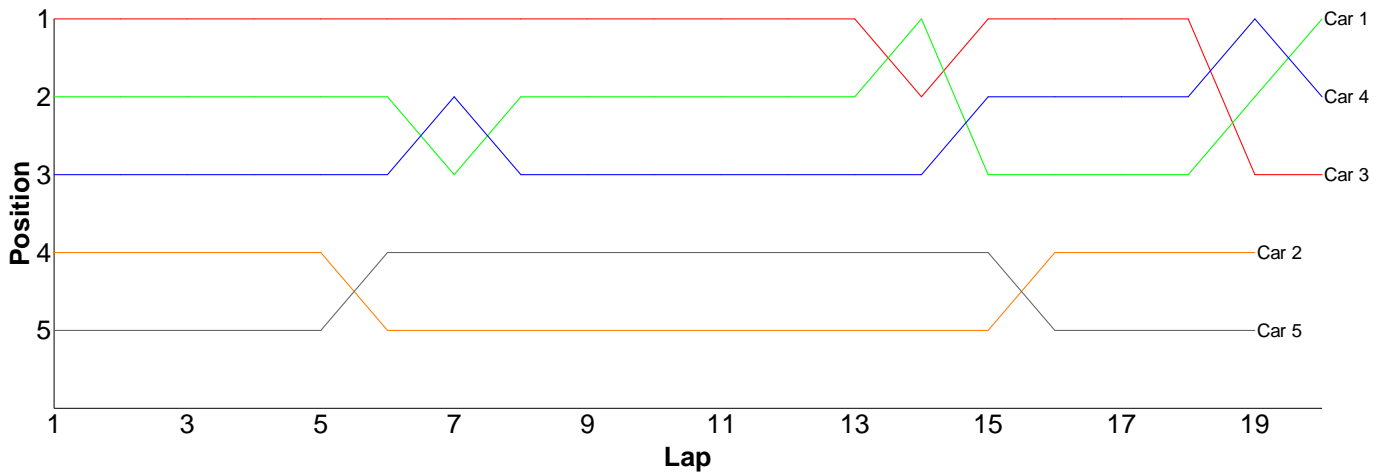
Lap	Car 1	Car 2	Car 3	Car 4	Car 5
1	16.74	16.54	17.66	16.55	17.29
2	16.50	15.90	17.89	16.53	17.72
3	16.25	16.00	16.48	16.23	23.86
4	16.19	16.60	17.17	16.25	17.15
5	15.89	15.95	16.32	17.80	17.41
6	16.24	16.52	16.56	16.78	17.09
7	15.95	15.77	17.41	26.36	22.44
8	15.78	17.43	23.28	16.30	16.76
9	15.98	16.68	15.96	16.11	16.73
10	15.53	15.95	16.02	15.67	16.59
11	15.38	16.12	16.61	15.82	17.41
12	16.40	16.52	16.94	16.83	16.73
13	16.11	16.38	16.23	16.34	22.97
14	15.66	17.10	16.69	17.13	17.68
15	15.93	17.38	16.54	16.02	19.47
16	15.84	16.40	16.60	17.90	17.09
17	15.63	16.64	16.47	16.02	17.32
18	16.04	16.34	17.54	20.52	
19	20.42	16.48			
20					



# Heat 6 - Round 2 (Pro-Stock)

Pos	Car	Form	Name	Member Type	Car Make	Result	Ave	Best
1	1	F1	Nigel Moss	S2008	Hot Bodies	20 / 309.27	15.46	15.03
2	4	F1	Nick Adams	S2008	Tamiya	20 / 309.34	15.46	14.99
3	3	F1	Matthew Quinlisk	S2008	Hot Bodies	20 / 310.03	15.50	15.00
4	2	F1	Mark Payne	S2008	Xray	19 / 302.14	15.90	15.28
5	5	F1	Gerald Page	S2008	Xray	19 / 308.30	16.22	15.59

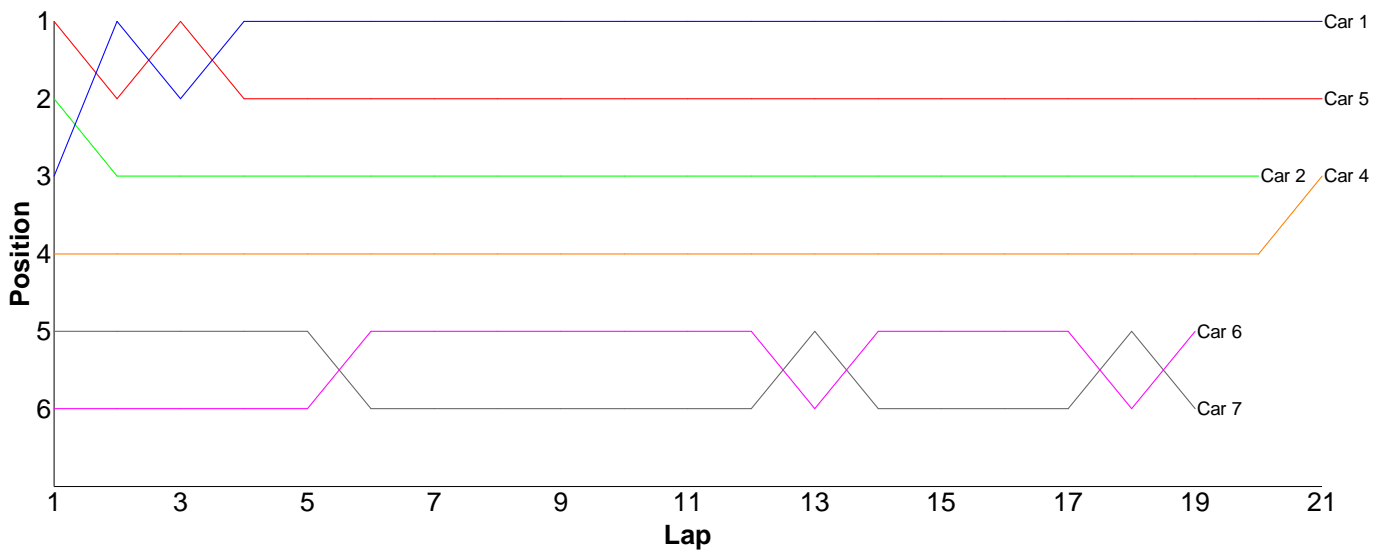
Lap	Car 1	Car 2	Car 3	Car 4	Car 5
1	15.20	15.59	15.00	15.46	15.93
2	15.33	16.08	15.24	15.12	17.46
3	15.08	15.30	15.13	15.49	16.33
4	15.34	16.05	15.12	15.20	15.74
5	15.28	16.25	15.32	15.22	15.66
6	15.32	21.39	15.25	15.34	15.75
7	15.34	15.65	15.28	14.99	15.70
8	15.38	15.51	15.25	15.56	16.52
9	15.18	15.56	15.39	15.38	15.79
10	15.03	15.36	15.15	15.44	15.59
11	15.36	15.49	15.18	15.60	15.86
12	15.58	15.32	15.20	16.35	15.74
13	15.21	15.36	15.69	15.85	15.70
14	16.11	15.28	17.53	15.30	16.00
15	17.48	15.29	15.42	15.35	15.63
16	15.65	15.50	15.50	15.42	19.44
17	15.92	15.93	15.59	15.69	16.06
18	15.31	15.59	15.37	15.37	16.66
19	15.08	15.64	16.91	15.46	16.74
20	15.09		15.51	15.75	
21					



## Heat 7 - Round 2 (<IC Nitro>)

Pos	Car	Form	Name	Class	Member Type	Car Make	Result	Ave
1	1	F1	John Zottl	IC Touring	S2008	Xray	21 / 300.05	14.28
2	5	F1	Mark Sellars	IC Outlaw	S2008	Mugen	21 / 308.35	14.68
3	4	F2	David Forsythe	IC Touring	S2008	Xray	21 / 313.68	14.93
4	2	F1	Adrian Poole	IC Touring	S2008	Team Magic	20 / 294.72	14.73
5	6	F2	James Rumble	IC Touring	S2008	Xray	19 / 310.99	16.36
6	7	F2	Phillip Pullen	IC Touring	S2008	Mugen	19 / 311.86	16.41
7	3	F1	Iain Hollands	IC Outlaw	S2008	Serpent	0 / 0.00	0.00

Lap	Car 1	Car 2	Car 3	Car 4	Car 5	Car 6	Car 7
1	14.87	14.78		14.95	14.58	18.45	16.03
2	14.31	15.07		14.98	14.65	16.26	15.81
3	14.40	14.67		14.71	14.28	16.64	16.02
4	14.09	15.14		16.26	14.37	16.96	15.70
5	14.09	14.80		14.97	14.76	16.36	16.30
6	14.24	14.57		14.62	14.75	16.54	23.19
7	14.14	15.06		14.76	14.93	15.29	16.07
8	14.46	15.07		15.14	14.64	16.65	15.31
9	14.15	14.90		14.86	14.52	16.64	16.53
10	14.29	14.80		14.74	14.29	16.63	16.27
11	14.27	14.66		15.12	15.42	15.69	16.14
12	14.11	14.68		14.68	14.48	16.57	15.57
13	14.43	14.23		15.07	14.50	16.99	15.62
14	14.17	14.95		14.98	14.47	15.70	17.09
15	14.38	14.40		14.75	15.13	15.62	16.22
16	14.38	14.45		14.79	14.54	16.62	16.45
17	14.58	14.57		14.56	15.27	16.18	15.58
18	14.13	14.78		14.63	14.41	15.92	15.48
19	14.22	14.58		15.11	14.49	15.28	16.48
20	14.19	14.56		14.93	15.36		
21	14.15			15.07	14.51		
22							

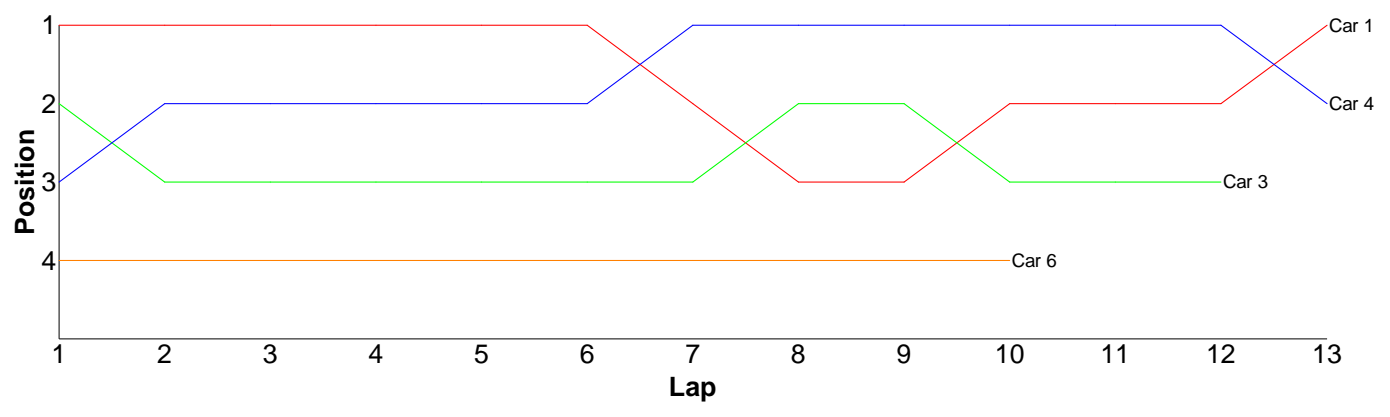


## Heat 1 - Round 3 (Bikes)

Pos	Car	Form	Name	Member Type	Car Make	Result	Ave	Best
1	1	F1	Jevon Frost	S2008		13 / 303.15	23.31	20.02
2	4	F2	Chris Groom	S2008		13 / 304.20	23.40	22.85
3	3		Dave Richards	S2008		12 / 300.13	25.01	22.39
4	6	F2	Peter Chang	S2008		10 / 305.44	30.54	25.03

=5	2	Graham Clarke	S-Guest	0 / 0.00	0.00	0.00
=5	5	Matthew Book	S2008	0 / 0.00	0.00	0.00

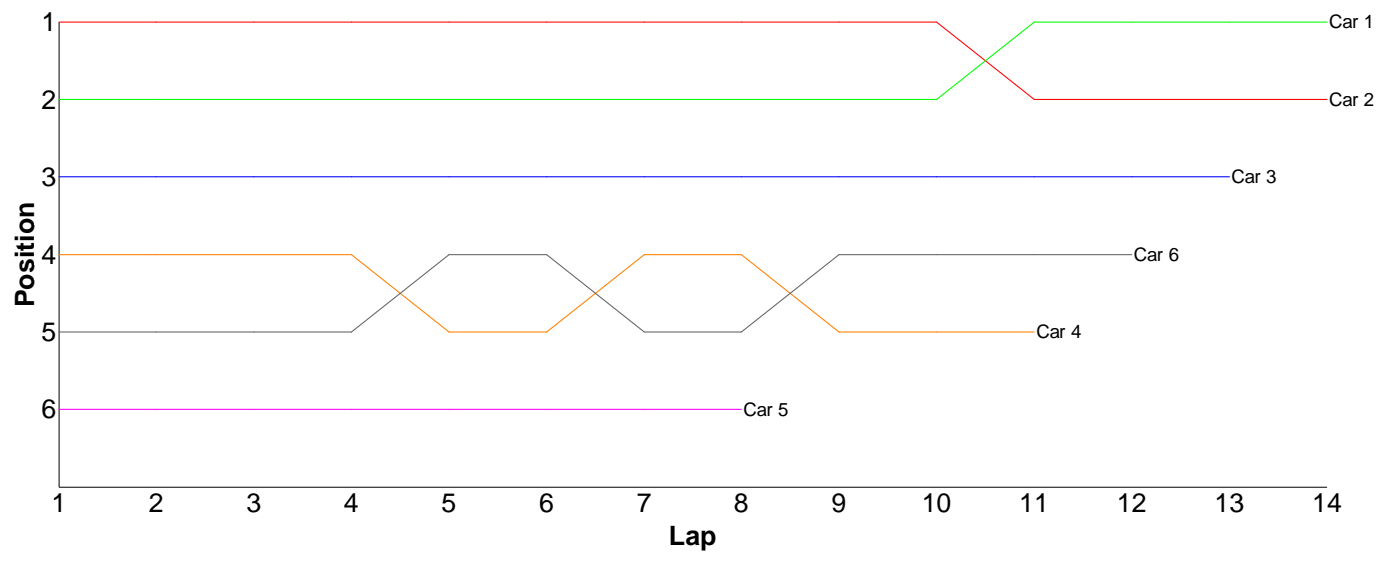
Lap	Car 1	Car 2	Car 3	Car 4	Car 5	Car 6
1	20.08		22.86	22.98		40.65
2	23.01		24.00	23.07		25.60
3	20.47		30.91	24.01		25.07
4	20.02		24.70	22.85		26.09
5	26.04		23.32	22.92		44.20
6	20.28		23.26	23.72		27.05
7	38.76		22.91	23.60		32.94
8	27.81		22.48	23.27		26.85
9	24.30		22.39	23.08		25.03
10	21.32		34.36	23.44		31.96
11	20.29		25.67	23.97		
12	20.06		23.27	23.62		
13	20.71			23.67		
14						



# Heat 2 - Round 3 (<Sport / TT01>)

Pos	Car	Form	Name	Class	Member Type	Car Make	Result	Ave
1	1	F1	Kieran Stokes	Tamiya Stock	J2008	Tamiya	14 / 303.72	21.69
2	2	F1	Thomas Francis	Tamiya Stock	S2008	Tamiya	14 / 309.02	22.07
3	3	F1	Emily Hall	Electric Sport	S2008	Hot Bodies	13 / 323.51	24.88
4	6		Stuart Dunk	Tamiya Stock	J-Guest	Tamiya	12 / 308.43	25.70
5	4	F1	Matthew Mills	Electric Sport	J2008	HPI	11 / 302.97	27.54
6	5	F2	Dawn Skelton	Electric Sport	S2008	Xray	8 / 298.00	37.25

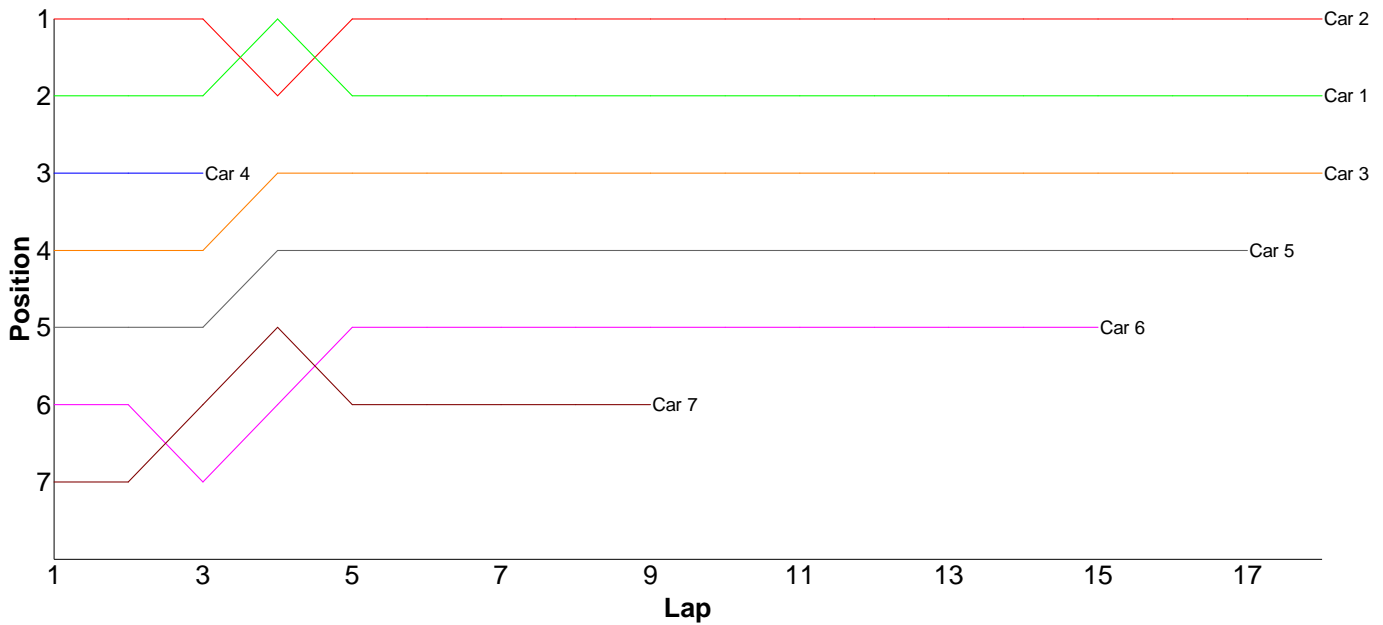
Lap	Car 1	Car 2	Car 3	Car 4	Car 5	Car 6
1	20.96	20.60	23.72	25.68	41.00	26.78
2	21.99	20.95	23.62	30.98	33.52	31.83
3	20.97	20.85	24.42	24.61	55.89	24.75
4	23.98	21.01	24.23	24.63	33.98	26.33
5	20.86	24.72	24.51	29.89	34.17	24.96
6	21.44	21.06	24.33	24.73	30.20	24.13
7	24.98	20.85	30.93	25.05	36.47	27.93
8	21.43	21.25	24.54	24.39	32.77	23.44
9	20.87	21.57	24.79	34.36		25.33
10	20.43	20.90	24.88	27.86		25.56
11	21.44	30.61	24.19	30.79		22.94
12	22.06	21.39	24.52			24.45
13	21.28	21.46	24.83			
14	21.03	21.80				
15						



# Heat 3 - Round 3 (Stock Touring)

Pos	Car	Form	Name	Member Type	Car Make	Result	Ave	Best
1	2	F1	Kevin Bissell	S2008	Hot Bodies	18 / 301.59	16.75	16.29
2	1		Anthony Pedder	S-Guest	Hot Bodies	18 / 304.71	16.92	16.57
3	3	F1	Ian Cairns	S2008	Xray	18 / 310.33	17.24	16.95
4	5	F2	Robin Francis	S2008	Hot Bodies	17 / 304.41	17.90	17.11
5	6	F2	Scott Stokes	S2008	Xray	15 / 300.96	20.06	17.91
6	7	F2	Craig Murrell	J-Guest	Xray	9 / 223.78	24.86	17.95
7	4	F2	Kyle Fuller	J2008	Xray	3 / 51.19	17.06	16.94

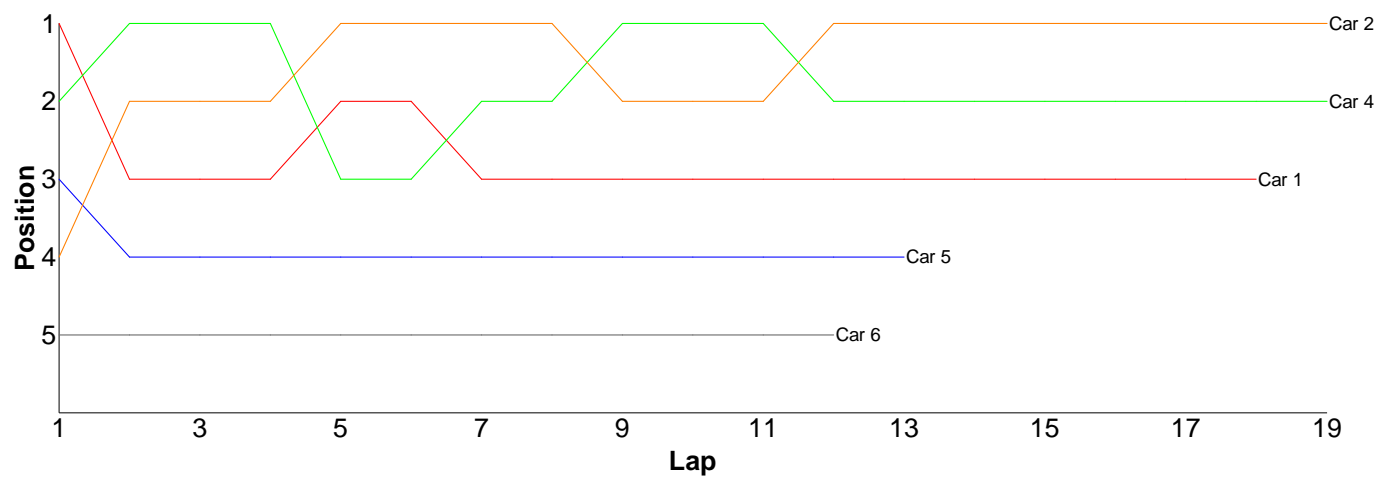
Lap	Car 1	Car 2	Car 3	Car 4	Car 5	Car 6	Car 7
1	17.04	16.91	17.17	17.08	18.60	19.29	20.34
2	16.76	16.29	17.40	16.94	17.62	18.32	18.34
3	16.57	17.16	17.14	17.17	17.11	19.59	18.47
4	16.78	16.84	17.48		18.23	18.39	18.35
5	16.94	16.44	17.32		18.21	17.91	74.34
6	16.58	16.48	17.14		17.16	30.93	17.95
7	17.06	16.55	17.08		17.56	26.12	19.38
8	16.99	16.46	17.16		17.39	18.60	18.13
9	16.65	16.61	17.11		18.17	19.47	18.48
10	16.96	16.47	16.95		17.47	19.07	
11	17.21	16.99	17.91		18.15	18.33	
12	17.52	16.79	17.14		17.36	18.42	
13	17.07	16.99	17.24		17.41	18.53	
14	16.90	16.75	17.17		19.83	18.42	
15	17.24	17.24	17.29		18.13	19.57	
16	16.83	17.06	17.04		18.16		
17	16.82	16.67	17.49		17.85		
18	16.79	16.89	17.10				
19							



# Heat 4 - Round 3 (<IC Nitro>)

Pos	Car	Form	Name	Member Type	Car Make	Result	Ave	Best
1	2	F2	Gary Fuller	S2008	Serpent	19 / 311.77	16.40	15.44
2	4	F2	Colin Taggart	S2008	Team Magic	19 / 314.85	16.57	15.20
3	1	F2	Andrew Mills	S2008	Mugen	18 / 309.42	17.19	15.57
4	5	F2	Mark Fagan	S2008	Team Magic	13 / 314.65	24.20	17.14
5	6		John Hill	S-Guest	Associated	12 / 318.47	26.53	18.13
6	3	F2	Stephen Mills	S2008	Xray	0 / 0.00	0.00	0.00

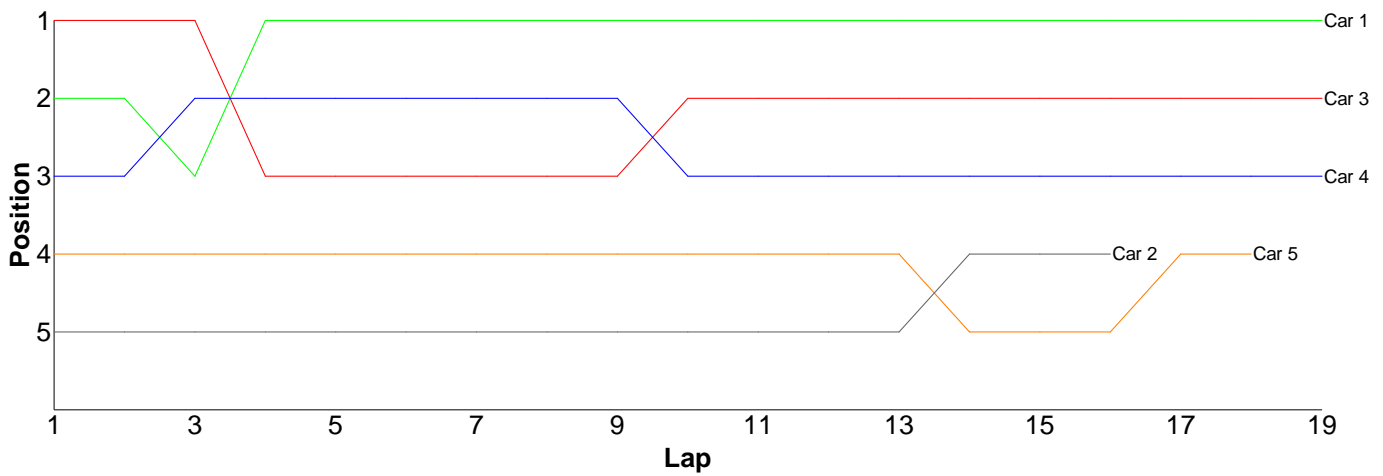
Lap	Car 1	Car 2	Car 3	Car 4	Car 5	Car 6
1	15.87	17.57		16.38	17.42	67.82
2	20.41	16.96		16.12	21.14	32.06
3	15.81	16.26		16.51	20.47	18.13
4	15.71	16.32		15.20	17.14	20.20
5	15.81	15.84		20.44	18.70	24.08
6	15.57	15.88		16.09	17.22	19.63
7	26.06	17.52		16.02	17.73	22.77
8	17.49	16.32		16.40	17.41	20.10
9	16.35	16.62		15.98	21.55	26.04
10	16.01	16.28		15.72	19.70	23.15
11	16.05	16.58		16.31	17.63	19.38
12	15.73	15.66		20.05	80.42	25.11
13	15.92	16.47		17.54	28.12	
14	17.40	16.23		16.27		
15	21.13	17.38		15.72		
16	15.69	16.74		15.87		
17	16.66	15.44		16.04		
18	15.75	15.79		16.00		
19		15.91		16.19		
20						



# Heat 5 - Round 3 (Pro-Stock)

Pos	Car	Form	Name	Member Type	Car Make	Result	Ave	Best
1	1	F1	Dave Skelton	S2008	Xray	19 / 301.30	15.85	15.38
2	3	F2	Scott Hauser	S2008	Schumacher	19 / 305.35	16.07	15.59
3	4	F2	Brian Killick	S2008	Xray	19 / 314.07	16.53	15.62
4	5	F2	Neil Talbot	S2008	Xray	18 / 317.04	17.61	15.89
5	2	F2	Jon Wilkins	S2008	Hot Bodies	16 / 274.22	17.13	15.80

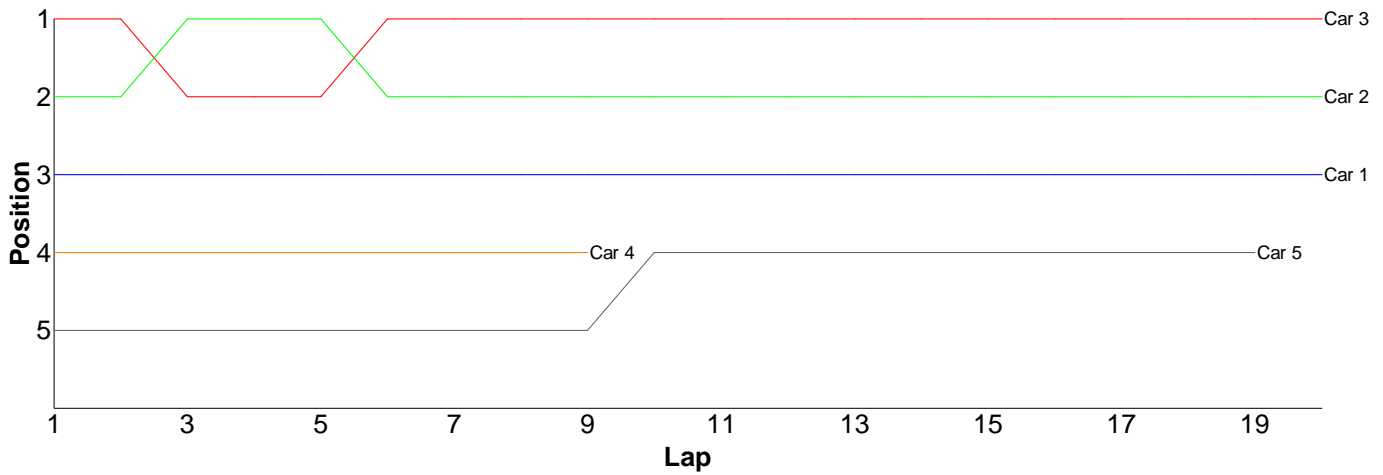
Lap	Car 1	Car 2	Car 3	Car 4	Car 5
1	16.22	22.68	15.59	16.29	17.29
2	15.71	15.80	15.89	15.87	16.04
3	15.89	16.28	16.09	15.62	16.70
4	15.38	16.09	16.83	16.01	16.55
5	15.74	16.37	15.91	15.89	15.89
6	15.45	16.28	15.76	16.27	16.59
7	15.45	24.30	16.12	15.82	16.32
8	15.77	16.14	16.49	16.36	15.95
9	15.56	15.97	15.97	16.50	16.36
10	15.52	15.94	16.23	16.92	19.35
11	15.60	16.16	16.16	16.43	18.82
12	16.65	16.15	16.17	16.53	16.73
13	15.62	16.11	16.46	18.91	17.50
14	15.78	16.19	15.92	16.24	24.28
15	15.82	16.31	15.66	16.45	18.10
16	17.37	17.45	15.92	16.81	16.65
17	16.21		15.77	17.45	16.94
18	15.76		16.35	17.04	20.98
19	15.80		16.06	16.66	
20					



# Heat 6 - Round 3 (Pro-Stock)

Pos	Car	Form	Name	Member Type	Car Make	Result	Ave	Best
1	3	F1	Matthew Quinlisk	S2008	Hot Bodies	20 / 302.55	15.12	14.92
2	2	F1	Mark Payne	S2008	Xray	20 / 302.99	15.14	14.93
3	1	F1	Nigel Moss	S2008	Hot Bodies	20 / 304.48	15.22	14.69
4	5	F1	Gerald Page	S2008	Xray	19 / 304.38	16.02	15.70
5	4	F1	Nick Adams	S2008	Tamiya	9 / 140.72	15.63	15.21

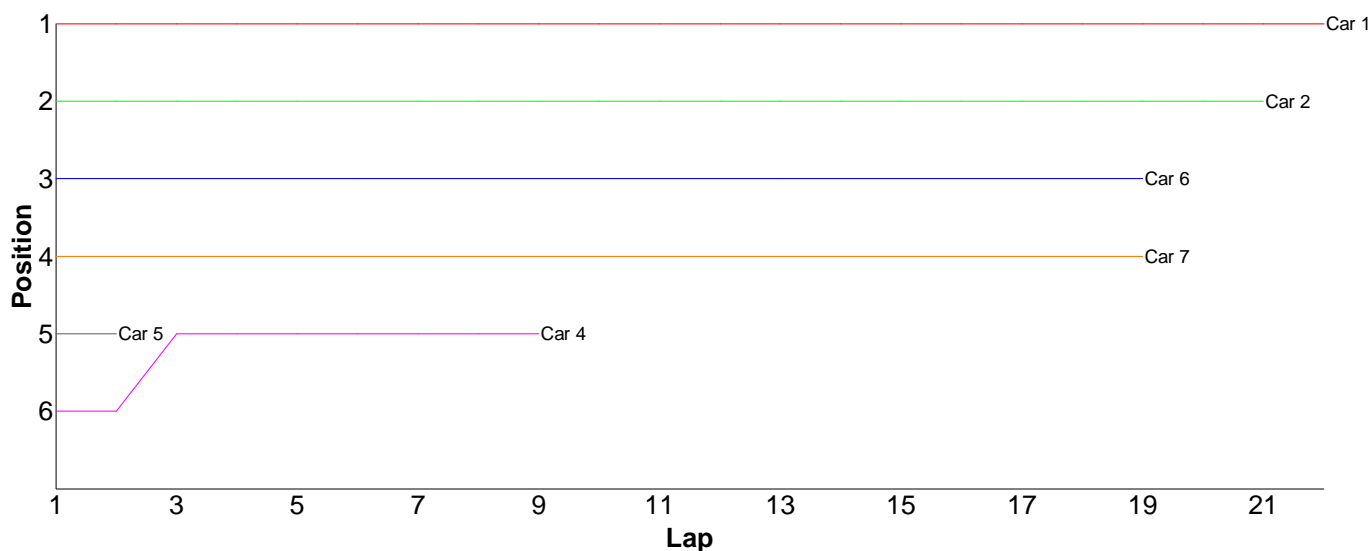
Lap	Car 1	Car 2	Car 3	Car 4	Car 5
1	15.26	15.17	14.98	15.74	15.86
2	15.23	15.12	14.93	15.53	15.70
3	15.10	15.03	15.51	15.46	15.98
4	15.39	14.93	14.96	16.03	15.98
5	15.03	15.01	15.03	15.92	15.73
6	15.04	15.34	15.04	15.21	15.94
7	15.15	14.93	14.92	15.77	16.05
8	15.08	15.10	15.21	15.41	16.09
9	17.02	15.53	15.15	15.65	15.88
10	15.05	15.13	15.12		15.74
11	15.60	14.95	15.01		15.97
12	15.36	15.02	15.27		15.76
13	15.09	15.45	15.01		15.74
14	14.69	15.21	15.04		16.37
15	15.27	15.13	15.00		15.94
16	14.78	15.30	15.03		16.83
17	15.07	14.99	15.35		16.40
18	15.20	15.35	15.23		16.09
19	15.06	15.05	15.17		16.33
20	15.01	15.25	15.59		
21					



## Heat 7 - Round 3 (<IC Nitro>)

Pos	Car	Form	Name	Class	Member Type	Car Make	Result	Ave
1	1	F1	John Zottl	IC Touring	S2008	Xray	22 / 313.65	14.25
2	2	F1	Adrian Poole	IC Touring	S2008	Team Magic	21 / 310.96	14.80
3	6	F2	James Rumble	IC Touring	S2008	Xray	19 / 303.86	15.99
4	7	F2	Phillip Pullen	IC Touring	S2008	Mugen	19 / 309.60	16.29
5	4	F2	David Forsythe	IC Touring	S2008	Xray	9 / 275.29	30.58
6	5	F1	Mark Sellars	IC Outlaw	S2008	Mugen	2 / 81.43	40.71
7	3	F1	Iain Hollands	IC Outlaw	S2008	Serpent	0 / 0.00	0.00

Lap	Car 1	Car 2	Car 3	Car 4	Car 5	Car 6	Car 7
1	14.93	15.16		83.60	17.57	15.76	15.82
2	14.29	15.14		14.97	63.86	15.81	18.77
3	14.15	15.16		15.52		15.78	15.85
4	14.13	14.72		15.21		15.74	15.81
5	14.15	14.80		18.62		18.17	16.09
6	14.49	14.72		14.99		16.82	17.46
7	14.18	14.80		53.74		15.57	15.80
8	14.31	14.64		15.49		15.75	17.43
9	14.05	15.23		43.15		16.02	15.39
10	14.14	15.05				16.04	15.92
11	13.94	14.83				15.20	15.54
12	13.98	14.76				16.22	16.38
13	14.08	15.04				15.30	16.87
14	14.24	14.69				15.64	16.20
15	14.51	14.56				15.99	15.97
16	14.48	14.69				15.93	16.20
17	14.34	14.63				16.18	15.74
18	14.20	14.49				15.69	15.66
19	13.99	14.80				16.25	16.70
20	14.15	14.49					
21	14.24	14.56					
22	14.68						
23							

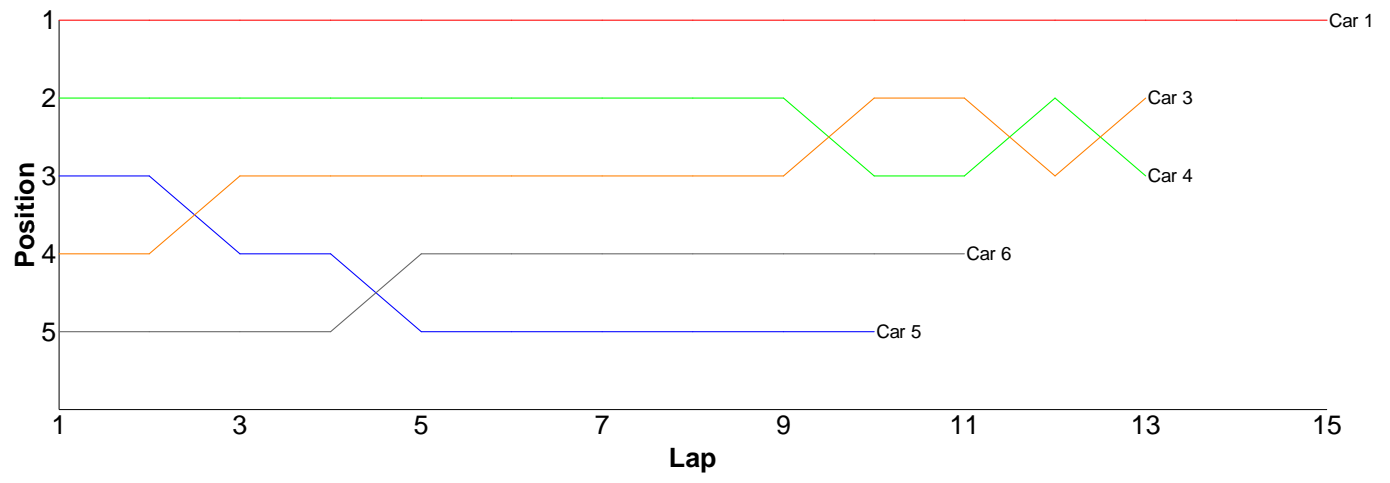


## Heat 1 - Round 4 (Bikes)

Pos	Car	Form	Name	Member Type	Car Make	Result	Ave	Best
1	1	F1	Jevon Frost	S2008		15 / 317.16	21.14	20.09
2	3		Dave Richards	S2008		13 / 312.53	24.04	22.13
3	4	F2	Chris Groom	S2008		13 / 313.08	24.08	22.30

4	6	F2	Peter Chang	S2008	11 / 302.94	27.54	25.43
5	5		Matthew Book	S2008	10 / 306.30	30.63	25.77
6	2		Graham Clarke	S-Guest	0 / 0.00	0.00	0.00

Lap	Car 1	Car 2	Car 3	Car 4	Car 5	Car 6
1	21.15		31.59	23.20	27.47	36.26
2	20.09		23.02	23.32	26.45	26.00
3	20.57		22.66	22.30	25.77	27.22
4	20.70		22.13	24.02	35.04	26.30
5	20.40		22.98	24.15	36.07	26.22
6	20.63		22.18	23.37	26.29	25.43
7	20.73		22.54	23.10	35.47	31.10
8	25.75		22.96	22.72	26.04	26.00
9	20.50		23.34	25.97	37.73	26.99
10	20.19		22.74	24.31	29.97	25.54
11	21.41		23.19	29.89		25.88
12	20.37		30.32	23.20		
13	20.62		22.88	23.53		
14	23.55					
15	20.50					
16						

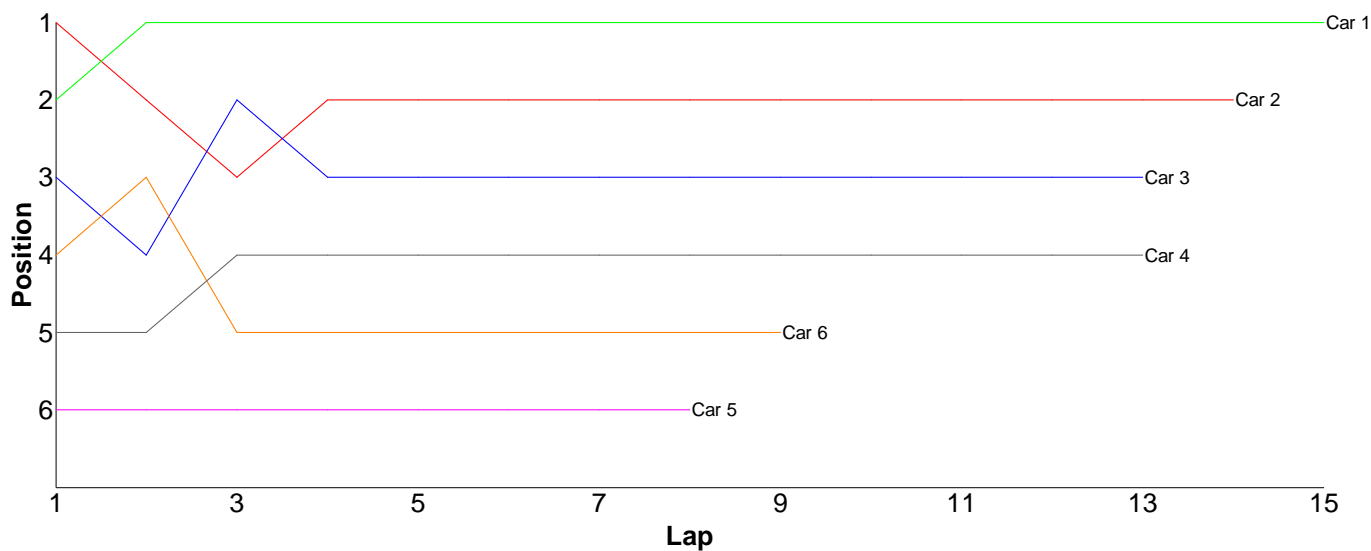


# Heat 2 - Round 4 (<Sport / TT01>)

Pos	Car	Form	Name	Class	Member Type	Car Make	Result	Ave
1	1	F1	Kieran Stokes	Tamiya Stock	J2008	Tamiya	15 / 318.04	21.20
2	2	F1	Thomas Francis	Tamiya Stock	S2008	Tamiya	14 / 308.65	22.04
3	3	F1	Emily Hall	Electric Sport	S2008	Hot Bodies	13 / 319.87	24.60
4	4	F1	Matthew Mills	Electric Sport	J2008	HPI	13 / 321.38	24.72
5	6		Stuart Dunk	Tamiya Stock	J-Guest	Tamiya	9 / 228.74	25.41
6	5	F2	Dawn Skelton	Electric Sport	S2008	Xray	8 / 284.66	35.58

Lap	Car 1	Car 2	Car 3	Car 4	Car 5	Car 6
-----	-------	-------	-------	-------	-------	-------

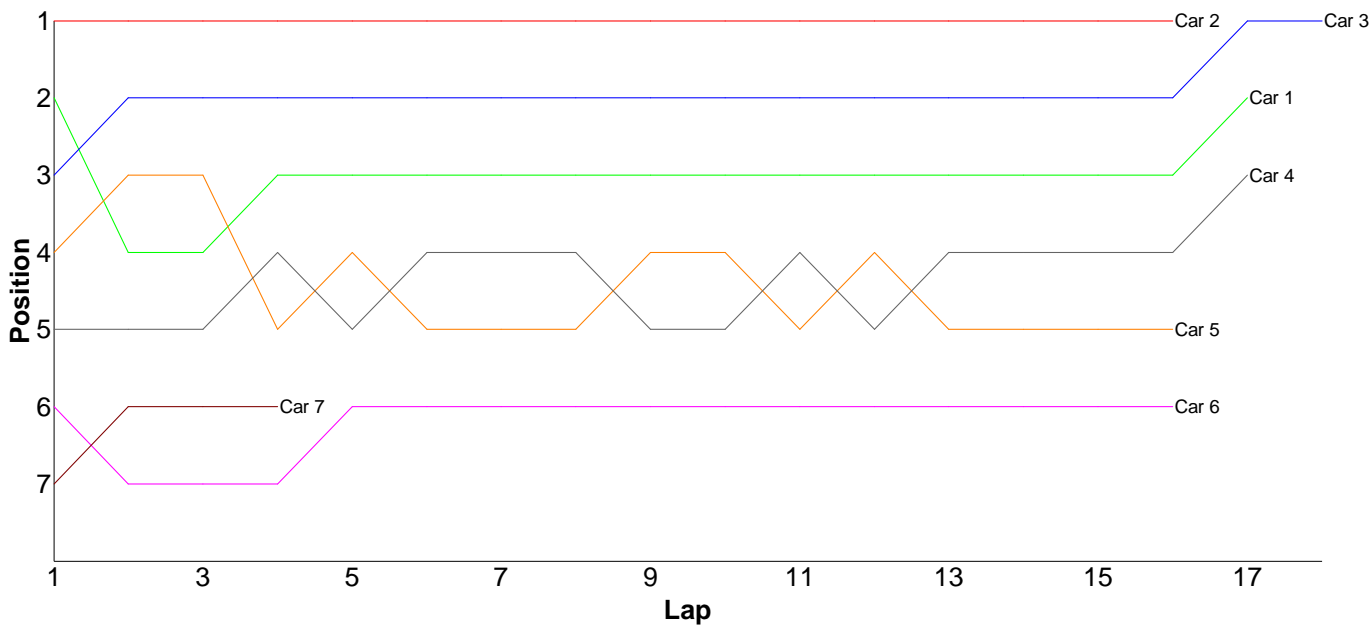
1	20.74	20.72	23.91	26.50	31.81	24.95
2	21.92	25.64	23.87	24.18	37.14	22.31
3	20.83	27.41	23.57	23.91	35.10	28.65
4	21.48	22.22	24.71	25.12	33.10	25.41
5	21.20	20.72	23.81	23.38	43.23	25.14
6	21.03	20.09	24.23	25.62	33.32	24.69
7	21.24	20.29	26.69	24.52	37.99	24.57
8	21.13	21.30	24.04	23.58	32.97	25.71
9	21.32	21.40	24.32	23.84		27.31
10	20.97	21.27	24.44	24.03		
11	21.20	21.07	24.12	24.81		
12	21.21	22.69	25.08	26.83		
13	21.13	22.67	27.08	25.06		
14	21.39	21.16				
15	21.25					
16						



# Heat 3 - Round 4 (Stock Touring)

Pos	Car	Form	Name	Member Type	Car Make	Result	Ave	Best
1	3	F1	Ian Cairns	S2008	Xray	18 / 305.62	16.97	16.64
2	1		Anthony Pedder	S-Guest	Hot Bodies	17 / 304.88	17.93	16.91
3	4	F2	Kyle Fuller	J2008	Xray	17 / 316.84	18.63	17.11
4	2	F1	Kevin Bissell	S2008	Hot Bodies	16 / 270.09	16.88	16.21
5	5	F2	Robin Francis	S2008	Hot Bodies	16 / 301.64	18.85	17.06
6	6	F2	Scott Stokes	S2008	Xray	16 / 312.50	19.53	17.66
7	7	F2	Craig Murrell	J-Guest	Xray	4 / 80.40	20.10	17.67

Lap	Car 1	Car 2	Car 3	Car 4	Car 5	Car 6	Car 7
1	16.93	16.21	17.21	17.74	17.58	19.56	25.49
2	17.87	16.55	17.08	18.58	17.21	29.32	18.71
3	17.55	16.71	17.80	17.99	17.35	21.65	18.53
4	17.05	16.69	16.97	20.59	23.80	19.15	17.67
5	18.85	16.65	16.74	18.65	17.12	17.86	
6	18.32	16.58	16.95	18.02	21.80	17.82	
7	17.11	17.30	16.78	18.34	20.57	18.33	
8	16.91	16.58	16.75	22.57	17.28	17.95	
9	18.39	18.30	16.64	17.37	17.06	18.97	
10	19.58	16.66	16.94	17.68	17.69	19.59	
11	18.66	16.67	16.68	17.11	17.47	23.02	
12	18.07	17.90	17.02	17.91	17.50	17.66	
13	18.35	16.91	16.87	17.93	24.94	18.27	
14	17.36	16.69	17.01	23.20	17.90	17.87	
15	18.93	16.73	17.03	17.69	18.30	17.76	
16	17.42	16.96	16.95	17.55	18.07	17.72	
17	17.53		16.66	17.92			
18			17.54				
19							

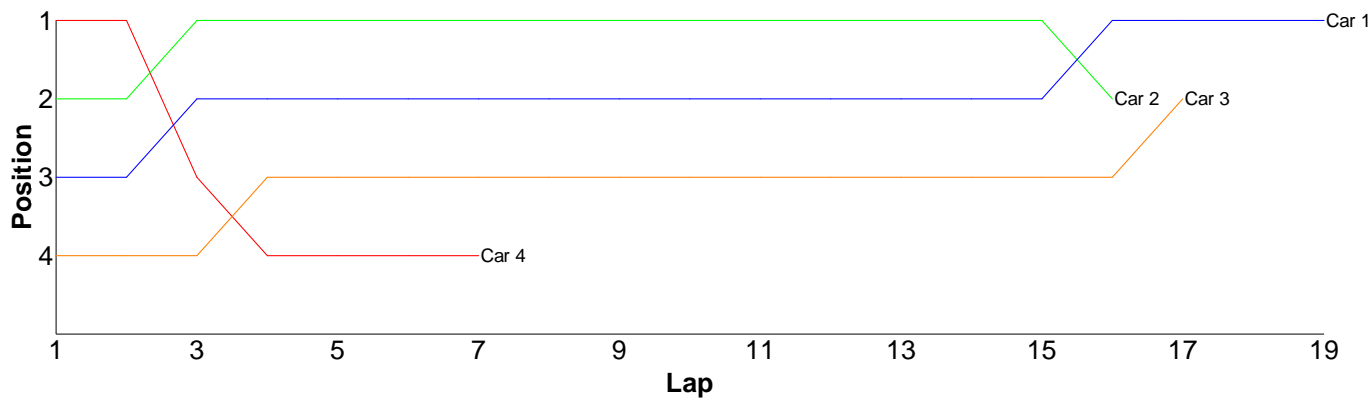


# Heat 4 - Round 4 (<IC Nitro>)

Pos	Car	Form	Name	Member Type	Car Make	Result	Ave	Best
1	1	F2	Andrew Mills	S2008	Mugen	19 / 313.18	16.48	15.53
2	3	F2	Stephen Mills	S2008	Xray	17 / 308.88	18.16	16.21
3	2	F2	Gary Fuller	S2008	Serpent	16 / 263.80	16.48	15.70
4	4	F2	Colin Taggart	S2008	Team Magic	7 / 253.02	36.14	15.91
=5	5	F2	Mark Fagan	S2008	Team Magic	0 / 0.00	0.00	0.00
=5	6		John Hill	S-Guest	Associated	0 / 0.00	0.00	0.00

**Lap Car 1 Car 2 Car 3 Car 4 Car 5 Car 6**

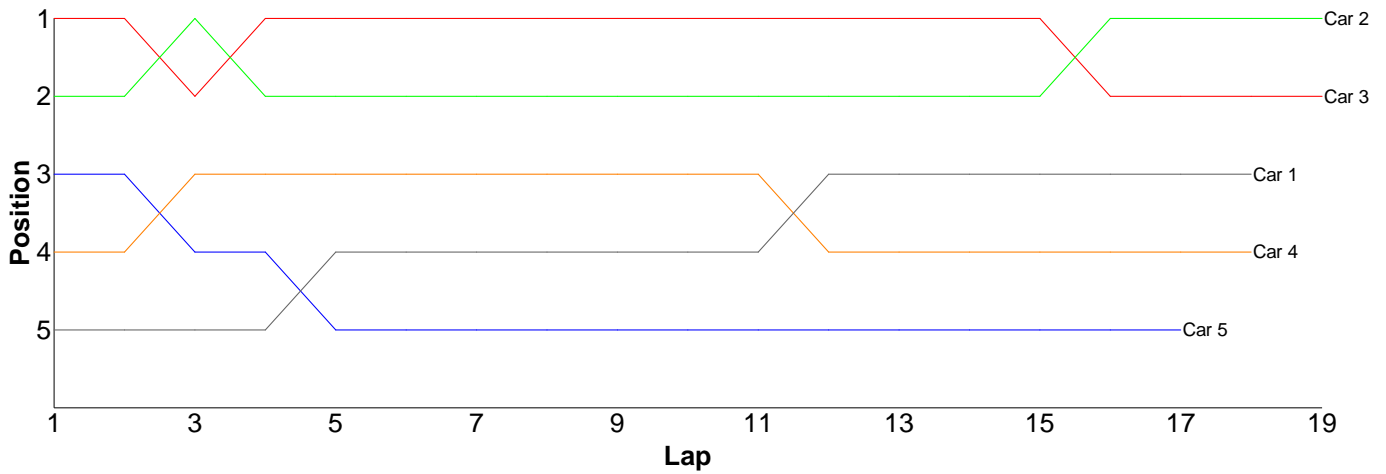
1	19.14	16.01	21.22	15.91		
2	15.53	16.13	17.25	16.08		
3	15.92	16.23	16.68	22.82		
4	16.37	16.63	16.84	35.81		
5	15.76	16.65	22.80	107.43		
6	19.36	17.67	21.42	19.73		
7	16.47	15.70	20.23	35.24		
8	15.56	17.48	16.74			
9	15.80	16.52	21.61			
10	15.99	16.61	16.87			
11	17.42	15.93	16.21			
12	16.43	15.84	16.32			
13	15.66	16.29	17.35			
14	15.84	17.43	16.70			
15	16.17	16.08	17.39			
16	16.08	16.60	16.45			
17	16.69		16.80			
18	15.71					
19	17.28					
20						



# Heat 5 - Round 4 (Pro-Stock)

Pos	Car	Form	Name	Member Type	Car Make	Result	Ave	Best
1	2	F2	Jon Wilkins	S2008	Hot Bodies	19 / 315.53	16.60	15.59
2	3	F2	Scott Hauser	S2008	Schumacher	19 / 317.57	16.71	15.55
3	1	F1	Dave Skelton	S2008	Xray	18 / 301.44	16.74	15.45
4	4	F2	Brian Killick	S2008	Xray	18 / 305.32	16.96	15.88
5	5	F2	Neil Talbot	S2008	Xray	17 / 319.37	18.78	16.24

Lap	Car 1	Car 2	Car 3	Car 4	Car 5
1	29.80	19.09	18.84	21.83	20.73
2	16.08	16.33	16.32	19.43	19.00
3	16.19	15.81	16.75	16.90	19.07
4	15.94	22.41	18.17	16.51	18.29
5	15.78	15.59	16.05	15.95	17.33
6	15.68	15.62	15.66	15.88	16.24
7	16.58	15.68	15.55	16.98	17.21
8	16.36	15.90	15.62	17.44	16.73
9	15.67	15.71	15.64	15.88	25.33
10	15.54	15.87	15.73	16.14	17.50
11	15.45	16.00	15.93	16.07	16.52
12	15.67	16.32	16.10	16.57	18.10
13	15.96	15.84	15.95	16.41	23.56
14	15.60	16.05	16.51	16.62	16.35
15	15.79	16.89	17.00	16.65	17.08
16	17.08	16.69	22.26	16.40	16.82
17	15.74	16.19	15.76	16.04	23.51
18	16.53	16.35	15.63	17.62	
19		17.19	18.10		
20					

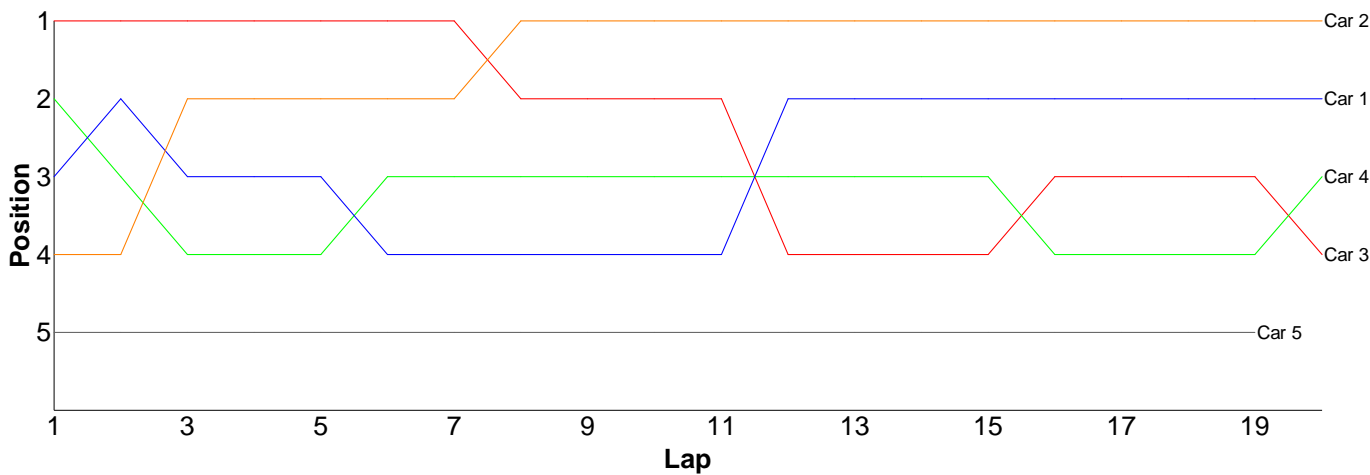


# Heat 6 - Round 4 (Pro-Stock)

Pos	Car	Form	Name	Member Type	Car Make	Result	Ave	Best
1	2	F1	Mark Payne	S2008	Xray	20 / 302.65	15.13	14.92
2	1	F1	Nigel Moss	S2008	Hot Bodies	20 / 304.29	15.21	14.93
3	4	F1	Nick Adams	S2008	Tamiya	20 / 314.39	15.71	15.03
4	3	F1	Matthew Quinlisk	S2008	Hot Bodies	20 / 315.20	15.76	14.84
5	5	F1	Gerald Page	S2008	Xray	19 / 305.31	16.06	15.71

Lap	Car 1	Car 2	Car 3	Car 4	Car 5
-----	-------	-------	-------	-------	-------

1	15.30	15.45	14.84	15.14	15.80
2	15.03	15.02	15.12	15.29	15.93
3	15.29	15.00	14.96	15.19	16.10
4	15.12	15.19	14.94	15.27	15.82
5	15.02	14.92	15.08	15.16	15.81
6	15.51	15.00	15.27	15.10	15.75
7	15.27	15.13	15.26	15.03	15.85
8	16.00	14.94	15.40	15.15	15.85
9	15.12	14.99	15.20	15.96	16.16
10	15.11	15.01	15.18	15.37	16.06
11	15.16	15.22	15.69	15.24	16.03
12	15.22	15.10	17.48	15.81	15.98
13	15.17	15.07	16.06	15.28	15.98
14	15.12	15.12	15.55	16.22	16.17
15	14.93	15.22	15.23	16.02	16.50
16	15.23	15.33	15.26	15.63	15.71
17	15.00	15.13	15.41	15.15	16.63
18	15.21	15.08	15.44	15.43	16.37
19	15.23	15.25	15.24	15.52	16.81
20	15.25	15.48	22.59	21.43	
21					



# Heat 7 - Round 4 (<IC Nitro>)

Pos	Car	Form	Name	Class	Member Type	Car Make	Result	Ave
1	1	F1	John Zottl	IC Touring	S2008	Xray	22 / 313.42	14.24
2	5	F1	Mark Sellars	IC Outlaw	S2008	Mugen	21 / 302.83	14.42
3	2	F1	Adrian Poole	IC Touring	S2008	Team Magic	21 / 305.59	14.55
4	4	F2	David Forsythe	IC Touring	S2008	Xray	21 / 311.52	14.83
5	6	F2	James Rumble	IC Touring	S2008	Xray	19 / 305.69	16.08
6	7	F2	Phillip Pullen	IC Touring	S2008	Mugen	19 / 308.89	16.25
7	3	F1	Iain Hollands	IC Outlaw	S2008	Serpent	0 / 0.00	0.00

Lap	Car 1	Car 2	Car 3	Car 4	Car 5	Car 6	Car 7
1	14.74	15.08		14.79	14.70	16.94	17.09
2	14.15	14.48		15.03	14.52	15.44	15.76
3	14.02	14.37		14.46	14.76	16.05	17.29
4	14.05	14.42		14.89	14.38	15.55	18.24
5	14.06	14.33		14.43	14.26	15.06	16.26
6	14.14	15.00		14.67	14.27	16.39	15.55
7	14.33	14.22		14.56	14.26	15.17	16.53
8	13.95	14.78		14.82	14.27	15.18	16.36
9	14.02	14.63		14.60	14.43	20.34	15.85
10	14.18	14.24		15.66	14.21	15.61	16.05
11	13.96	14.63		15.98	14.40	15.42	16.35
12	14.13	14.41		14.66	14.33	18.81	16.63
13	14.04	14.55		14.57	14.35	15.21	15.66
14	14.05	14.70		14.75	14.29	15.46	15.48
15	14.06	14.20		14.31	14.31	17.21	16.21
16	14.22	14.93		14.67	14.30	15.87	15.99
17	14.26	14.46		14.51	14.29	15.27	15.58
18	14.14	14.86		15.23	14.43	15.09	15.34
19	14.43	14.42		15.07	14.28	15.62	16.67
20	14.11	14.39		14.54	14.27		
21	14.09	14.49		15.32	15.52		
22	16.29						
23							

