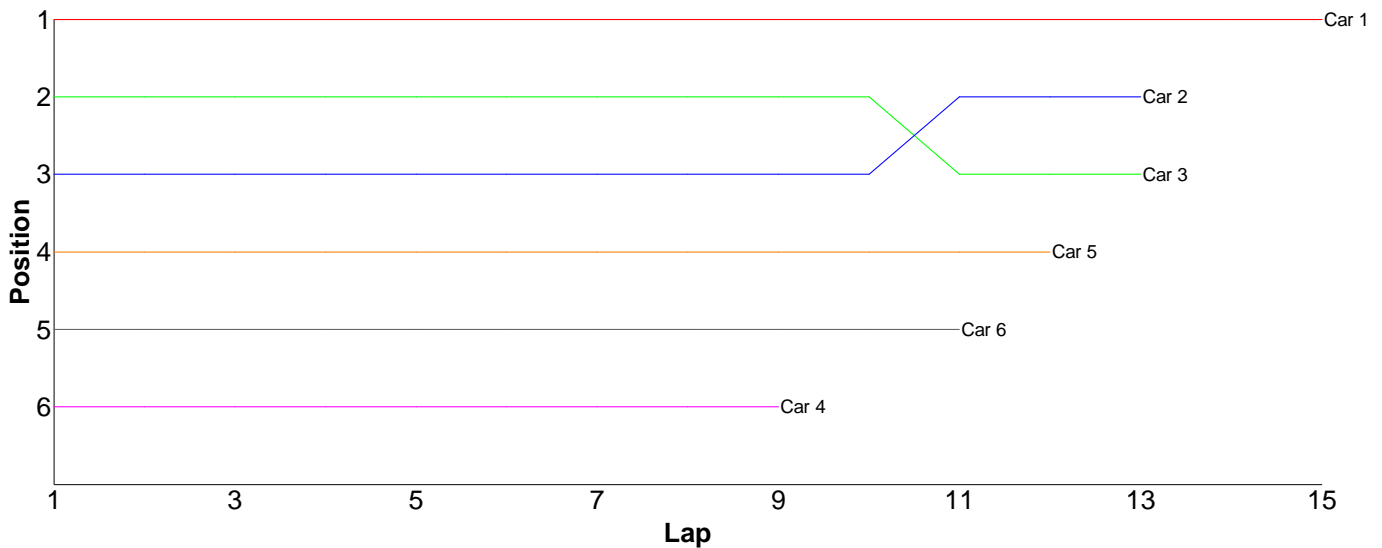


Race Results

Bikes - A Final Leg 1

Pos	Car	Form	Name	Member Type	Car Make	Result	Ave	Best
1	1	F1	Jevon Frost	S2008		15 / 314.58	20.97	13.39
2	2	F2	Chris Groom	S2008		13 / 307.62	23.66	17.97
3	3		Dave Richards	S2008		13 / 319.44	24.57	16.69
4	5	F2	Peter Chang	S2008		12 / 322.61	26.88	18.53
5	6		Matthew Book	S2008		11 / 310.97	28.27	25.54
6	4		Graham Clarke	S-Guest		9 / 266.93	29.65	22.81

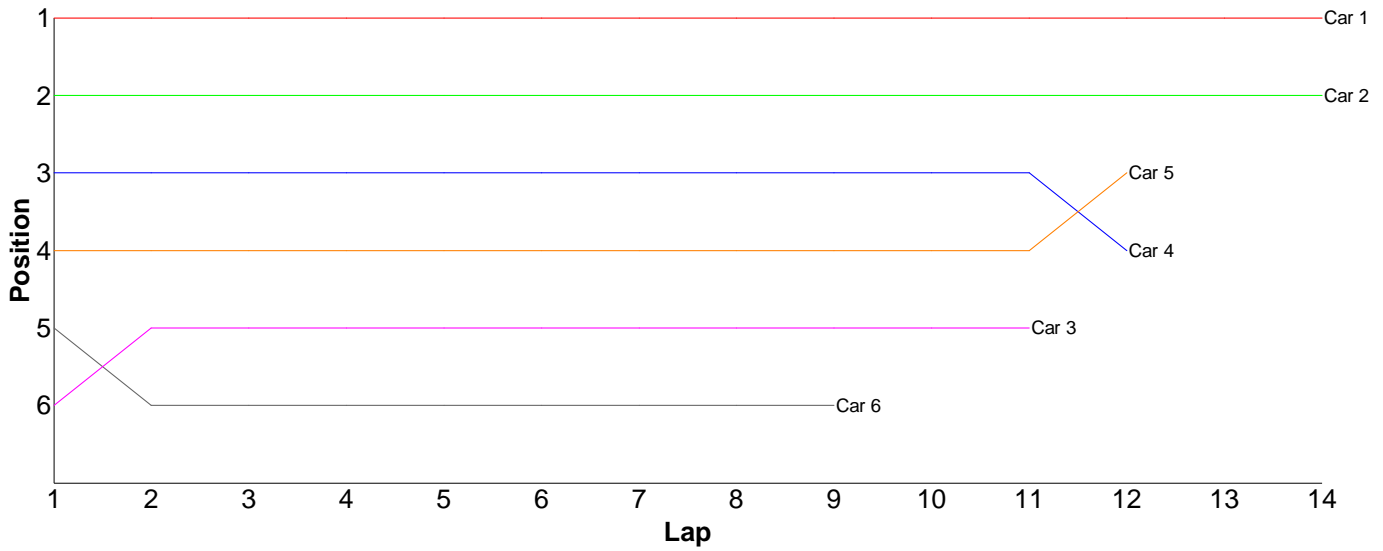
Lap	Car 1	Car 2	Car 3	Car 4	Car 5	Car 6
1	13.39	17.97	16.69	59.03	18.53	26.14
2	20.38	22.56	22.98	23.76	26.11	26.85
3	21.02	25.08	23.07	23.98	30.26	31.44
4	20.51	23.07	23.04	22.81	27.20	26.93
5	20.41	23.96	26.62	23.59	26.21	31.09
6	20.26	31.39	24.15	23.10	25.45	28.05
7	20.57	23.63	23.89	30.13	32.15	27.51
8	22.50	23.45	22.67	25.02	25.26	30.35
9	20.39	23.26	29.81	35.51	29.94	28.03
10	29.08	23.19	22.76		27.45	25.54
11	22.57	23.17	33.22		26.53	29.04
12	20.91	23.89	27.35		27.52	
13	20.78	23.00	23.19			
14	21.64					
15	20.17					
16						



<Sport / TT01> - A Final Leg 1

Pos	Car	Form	Name	Class	Member Type	Car Make	Result	Ave
1	1	F1	Kieran Stokes	Tamiya Stock	J2008	Tamiya	14 / 304.10	21.72
2	2	F1	Thomas Francis	Tamiya Stock	S2008	Tamiya	14 / 317.02	22.64
3	5		Stuart Dunk	Tamiya Stock	J-Guest	Tamiya	12 / 318.31	26.52
4	4	F1	Matthew Mills	Electric Sport	J2008	HPI	12 / 320.45	26.70
5	3	F1	Emily Hall	Electric Sport	S2008	Hot Bodies	11 / 306.08	27.82
6	6	F2	Dawn Skelton	Electric Sport	S2008	Xray	9 / 335.13	37.23

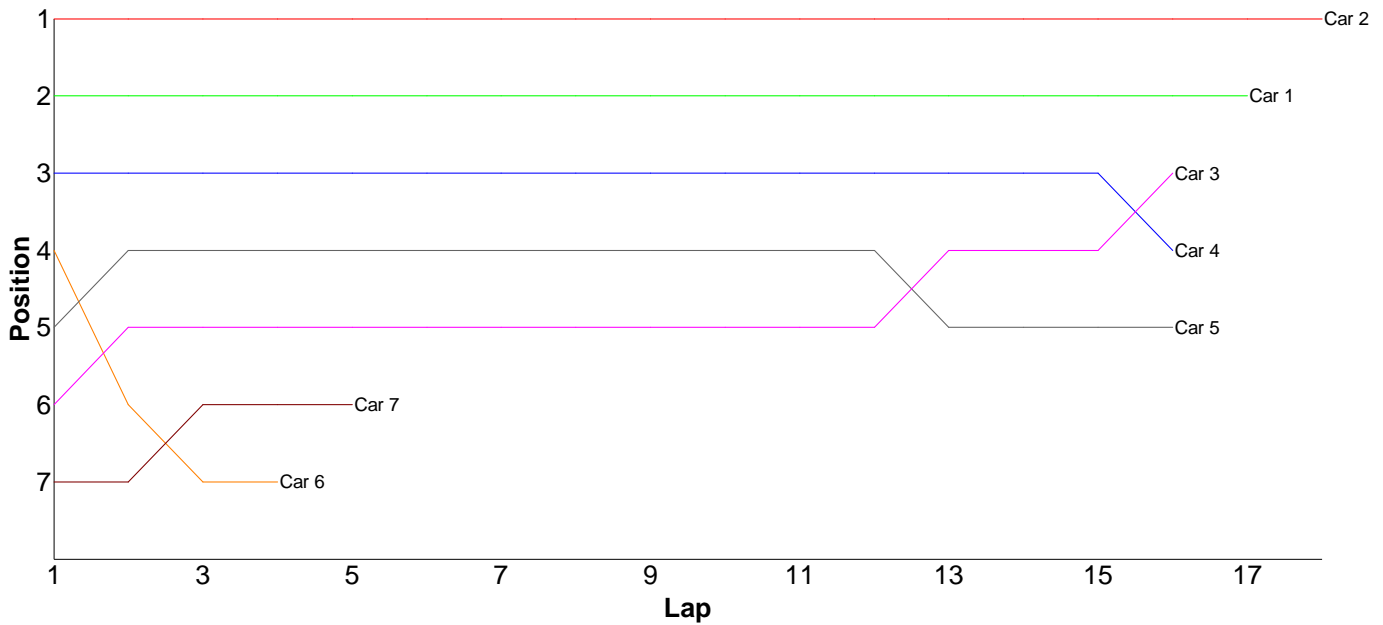
Lap	Car 1	Car 2	Car 3	Car 4	Car 5	Car 6
1	31.60	32.71	59.34	40.44	46.98	59.19
2	20.88	26.99	24.98	24.07	22.59	39.48
3	21.15	21.19	24.34	24.26	22.48	34.02
4	21.12	22.69	23.58	25.00	27.32	32.96
5	20.96	22.20	24.36	25.34	24.26	36.61
6	20.76	20.77	25.18	24.84	22.30	32.62
7	20.29	21.35	23.60	25.60	25.49	31.77
8	21.11	21.27	25.14	28.36	27.27	33.14
9	20.92	21.07	26.08	26.15	28.19	35.34
10	20.89	20.97	24.01	25.18	24.36	
11	20.76	20.56	25.47	25.99	24.47	
12	20.86	20.57		25.22	22.60	
13	21.27	23.73				
14	21.53	20.95				
15						



Stock Touring - A Final Leg 1

Pos	Car	Form	Name	Member Type	Car Make	Result	Ave	Best
1	2		Anthony Pedder	S-Guest	Hot Bodies	18 / 314.24	17.45	16.55
2	1	F1	Kevin Bissell	S2008	Hot Bodies	17 / 304.82	17.93	16.64
3	3	F1	Ian Cairns	S2008	Xray	16 / 309.42	19.33	16.80
4	4	F2	Kyle Fuller	J2008	Xray	16 / 309.84	19.36	17.10
5	5	F2	Robin Francis	S2008	Hot Bodies	16 / 318.90	19.93	16.93
6	7	F2	Scott Stokes	S2008	Xray	5 / 185.20	37.04	17.49
7	6	F2	Craig Murrell	J-Guest	Xray	4 / 317.13	79.28	21.78

Lap	Car 1	Car 2	Car 3	Car 4	Car 5	Car 6	Car 7
1	28.33	27.25	49.40	29.08	40.85	37.69	50.49
2	16.85	17.01	17.64	17.87	18.11	44.09	81.28
3	16.65	16.78	17.53	18.67	17.46	213.57	18.14
4	16.82	17.00	17.02	17.93	17.28	21.78	17.80
5	16.82	17.10	17.70	17.57	17.61		17.49
6	17.13	16.96	17.20	17.92	22.81		
7	24.23	17.19	17.97	25.33	18.21		
8	16.81	16.86	16.91	21.91	17.33		
9	16.65	16.94	17.25	17.62	18.49		
10	16.75	16.86	17.32	17.10	16.93		
11	16.80	16.85	17.03	17.30	17.52		
12	16.66	16.99	17.68	17.65	17.66		
13	16.76	16.77	17.73	17.61	24.27		
14	16.64	16.68	17.29	17.89	17.42		
15	16.77	16.79	16.80	17.35	17.45		
16	17.04	16.77	16.95	21.04	19.50		
17	17.11	16.55					
18		16.89					
19							



<IC Nitro> - B Final Leg 1

Pos	Car	Form	Name	Member Type	Car Make	Result	Ave	Best
=1	1	F2	Gary Fuller	S2008	Serpent	0 / 0.00	0.00	0.00
=1	2	F2	Andrew Mills	S2008	Mugen	0 / 0.00	0.00	0.00
=1	3	F2	Colin Taggart	S2008	Team Magic	0 / 0.00	0.00	0.00
=1	4	F2	Stephen Mills	S2008	Xray	0 / 0.00	0.00	0.00
=1	5	F2	Mark Fagan	S2008	Team Magic	0 / 0.00	0.00	0.00
=1	6		John Hill	S-Guest	Associated	0 / 0.00	0.00	0.00

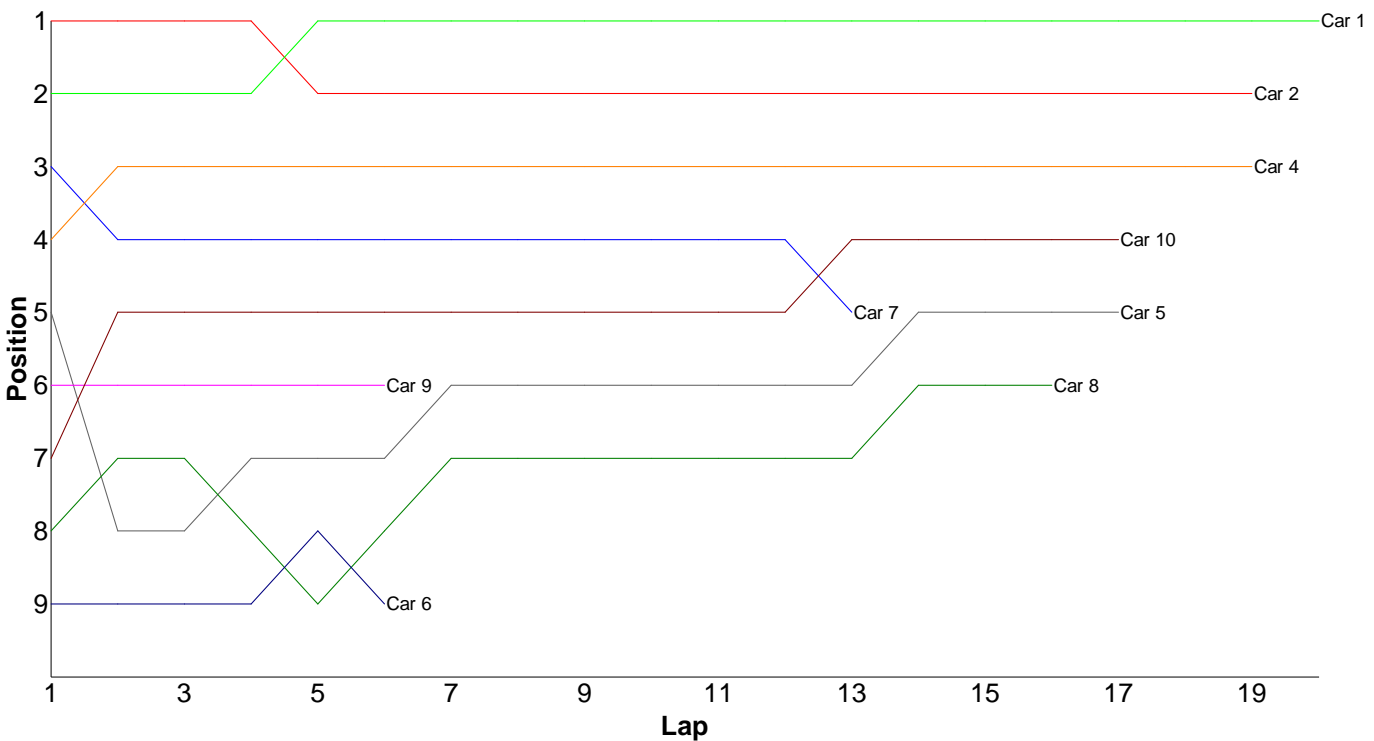
Lap	Car 1	Car 2	Car 3	Car 4	Car 5	Car 6
-----	-------	-------	-------	-------	-------	-------

1

Pro-Stock - A Final Leg 1

Pos	Car	Form	Name	Member Type	Car Make	Result	Ave	Best
1	1	F1	Matthew Quinlisk	S2008	Hot Bodies	20 / 315.42	15.77	15.03
2	2	F1	Mark Payne	S2008	Xray	19 / 301.43	15.86	14.97
3	4	F1	Nick Adams	S2008	Tamiya	19 / 304.69	16.03	15.07
4	10	F2	Neil Talbot	S2008	Xray	17 / 300.87	17.69	15.93
5	5	F1	Dave Skelton	S2008	Xray	17 / 312.23	18.36	15.64
6	8	F2	Jon Wilkins	S2008	Hot Bodies	16 / 304.39	19.02	16.10
7	7	F2	Scott Hauser	S2008	Schumacher	13 / 235.01	18.07	15.57
8	9	F2	Brian Killick	S2008	Xray	6 / 112.05	18.67	16.15
9	6	F1	Gerald Page	S2008	Xray	6 / 139.76	23.29	16.52
10	3	F1	Nigel Moss	S2008	Hot Bodies	0 / 0.00	0.00	0.00

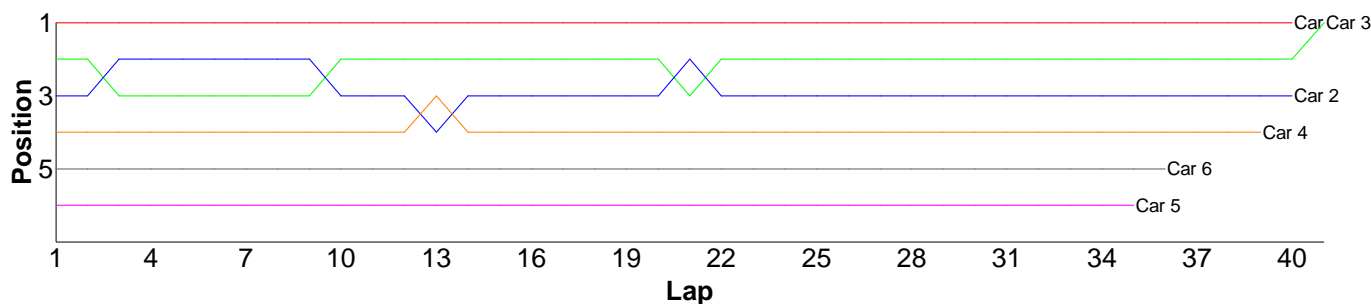
Lap	Car 1	Car 2	Car 3	Car 4	Car 5	Car 6	Car 7	Car 8	Car 9	Car 10
1	24.27	23.49		26.65	27.59	46.85	25.96	29.24	27.96	28.32
2	15.54	14.97		15.88	23.39	16.52	16.97	16.61	17.37	16.70
3	15.42	15.47		15.25	15.96	17.07	16.30	20.49	17.31	16.90
4	15.07	15.69		15.58	23.04	18.42	16.30	32.24	16.15	15.97
5	15.25	17.29		15.56	23.78	21.95	15.89	23.69	16.28	16.95
6	15.20	15.58		15.35	16.32	18.95	16.11	16.70	16.98	16.83
7	15.17	15.19		15.24	15.64		16.56	17.06		18.60
8	15.19	15.11		15.41	18.81		16.55	16.24		18.44
9	15.18	15.19		15.07	16.85		22.32	16.10		18.90
10	15.47	16.07		15.40	16.12		16.56	16.38		17.22
11	15.18	15.10		15.66	16.02		15.57	16.57		16.52
12	15.11	15.06		15.46	15.88		15.89	16.90		16.28
13	15.38	15.37		15.53	16.49		24.03	16.38		17.06
14	15.14	15.20		15.34	15.85			17.12		16.64
15	15.19	15.17		15.60	17.46			16.47		15.93
16	15.14	15.49		15.27	16.67			16.20		17.09
17	15.15	15.47		15.58	16.36					16.52
18	15.03	15.22		15.35						
19	16.05	15.30		15.51						
20	16.29									
21										



<IC Nitro> - A Final Leg 1

Pos	Car	Form	Name	Class	Member Type	Car Make	Result	Ave
1	3	F1	Adrian Poole	IC Touring	S2008	Team Magic	41 / 614.95	14.99
2	1	F1	John Zottl	IC Touring	S2008	Xray	40 / 586.15	14.65
3	2	F1	Mark Sellars	IC Outlaw	S2008	Mugen	40 / 602.65	15.06
4	4	F2	David Forsythe	IC Touring	S2008	Xray	39 / 602.06	15.43
5	6	F2	Phillip Pullen	IC Touring	S2008	Mugen	36 / 606.12	16.83
6	5	F2	James Rumble	IC Touring	S2008	Xray	35 / 612.85	17.51

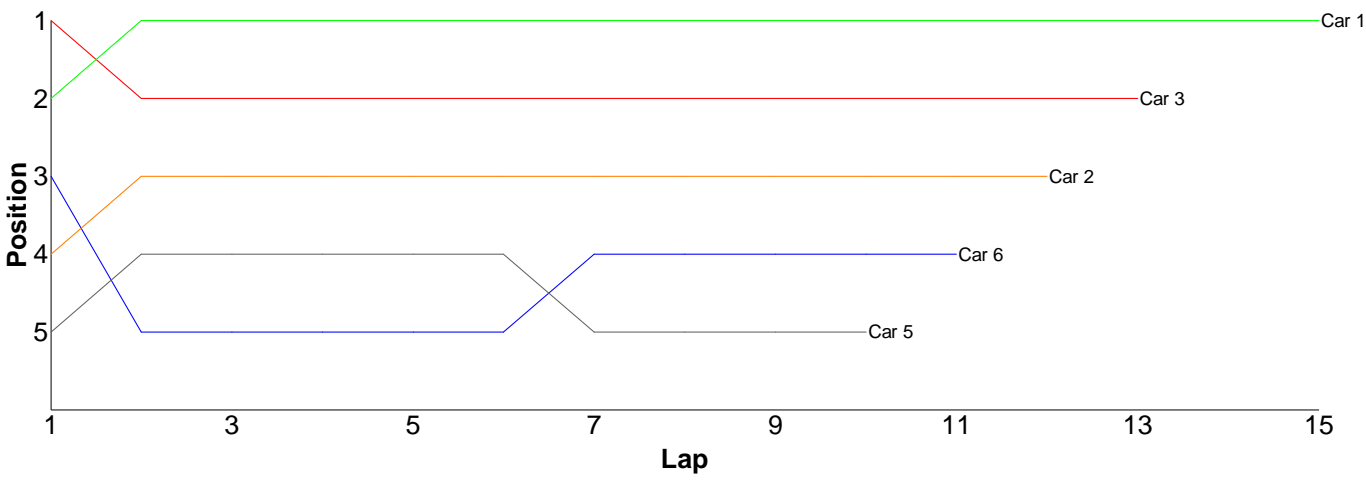
Lap	Car 1	Car 2	Car 3	Car 4	Car 5	Car 6
1	22.54	24.87	24.44	25.69	29.86	27.01
2	14.29	14.61	14.53	14.93	16.28	15.61
3	14.43	14.53	15.53	14.77	15.19	15.60
4	14.12	14.14	14.37	14.74	14.90	15.66
5	14.16	14.13	14.23	14.66	15.84	16.63
6	14.23	14.32	14.62	14.52	15.43	16.33
7	14.22	14.85	14.30	14.54	19.40	15.76
8	15.39	14.19	14.41	14.16	16.10	16.62
9	14.28	14.47	14.23	14.57	21.08	17.47
10	14.23	16.74	14.54	14.58	17.55	16.60
11	14.13	14.78	14.53	14.81	19.11	15.55
12	14.47	14.16	14.35	14.57	15.23	15.78
13	14.04	15.42	14.58	14.62	16.66	16.82
14	14.14	19.17	14.28	22.63	15.35	16.54
15	14.33	14.40	14.23	14.77	16.44	15.93
16	14.21	14.44	14.35	14.68	16.03	18.50
17	14.08	14.26	14.73	14.58	16.93	15.94
18	14.23	14.04	14.32	14.68	26.66	15.66
19	14.23	14.11	14.41	14.48	15.17	15.91
20	14.28	14.70	14.55	14.38	17.79	24.06
21	14.04	14.40	22.27	21.93	15.08	20.44
22	14.40	23.40	14.35	14.48	20.96	16.56
23	21.52	14.92	14.19	14.62	16.00	15.55
24	14.78	14.46	14.28	14.43	15.62	16.30
25	14.31	14.10	14.36	15.23	15.41	15.53
26	13.95	14.13	14.39	14.40	16.08	16.71
27	14.30	14.17	15.18	14.40	17.11	16.45
28	14.33	14.49	15.54	14.38	17.95	15.69
29	14.22	14.76	14.53	14.63	15.58	15.67
30	14.36	14.46	15.36	14.36	18.85	16.11
31	13.99	14.35	15.15	15.22	16.59	16.35
32	14.01	14.17	14.12	14.32	19.99	16.49
33	14.25	14.19	14.41	14.73	15.64	15.71
34	14.00	14.45	14.19	14.85	15.88	17.56
35	14.04	14.24	14.55	20.79	19.11	15.14
36	13.94	14.57	14.93	14.86		15.88
37	14.39	14.15	14.59	14.53		
38	15.12	14.42	14.36	14.27		
39	14.12	14.29	14.48	14.27		
40	14.05	14.20	14.75			
41			15.44			
42						



Bikes - A Final Leg 2

Pos	Car	Form	Name	Member Type	Car Make	Result	Ave	Best
1	1	F1	Jevon Frost	S2008		15 / 317.08	21.13	19.71
2	3		Dave Richards	S2008		13 / 306.46	23.57	22.05
3	2	F2	Chris Groom	S2008		12 / 316.90	26.40	22.36
4	6		Matthew Book	S2008		11 / 305.46	27.76	24.20
5	5	F2	Peter Chang	S2008		10 / 304.34	30.43	25.55
6	4		Graham Clarke	S-Guest		8 / 174.39	21.79	0.00

Lap	Car 1	Car 2	Car 3	Car 4	Car 5	Car 6
1	24.15	24.62	23.96		27.43	24.20
2	21.75	24.93	23.65		30.16	37.26
3	20.24	31.36	23.65		28.49	26.65
4	20.14	23.64	22.89		26.24	25.97
5	20.24	23.34	23.15		25.55	26.40
6	21.50	24.16	22.88		28.99	26.70
7	24.99	23.02	25.37		36.19	27.54
8	21.66	28.92	22.10		44.17	28.22
9	20.01	44.31	22.05		26.31	28.47
10	20.22	23.23	22.89		30.81	26.58
11	21.41	22.36	23.80			27.47
12	20.21	23.01	22.59			
13	19.71		27.48			
14	20.60					
15	20.25					
16						

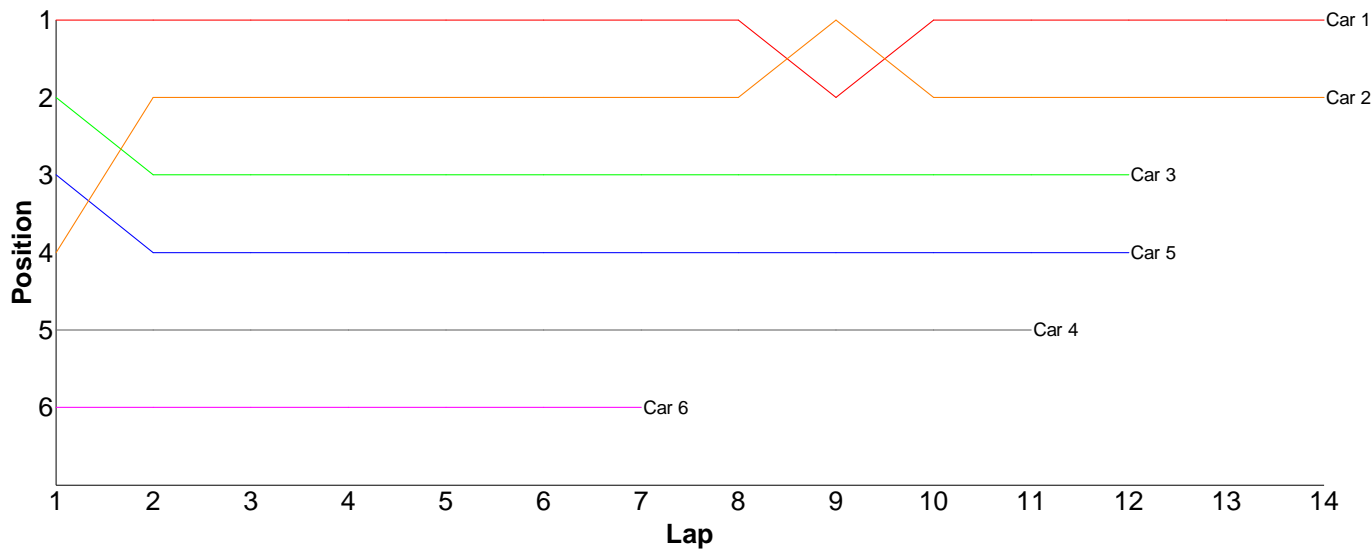


<Sport / TT01> - A Final Leg 2

Pos	Car	Form	Name	Class	Member Type	Car Make	Result	Ave
1	1	F1	Kieran Stokes	Tamiya Stock	J2008	Tamiya	14 / 311.87	22.27
2	2	F1	Thomas Francis	Tamiya Stock	S2008	Tamiya	14 / 321.51	22.96
3	3	F1	Emily Hall	Electric Sport	S2008	Hot Bodies	12 / 300.50	25.04
4	5		Stuart Dunk	Tamiya Stock	J-Guest	Tamiya	12 / 302.21	25.18
5	4	F1	Matthew Mills	Electric Sport	J2008	HPI	11 / 306.46	27.86
6	6	F2	Dawn Skelton	Electric Sport	S2008	Xray	7 / 270.19	38.59

Lap	Car 1	Car 2	Car 3	Car 4	Car 5	Car 6
-----	-------	-------	-------	-------	-------	-------

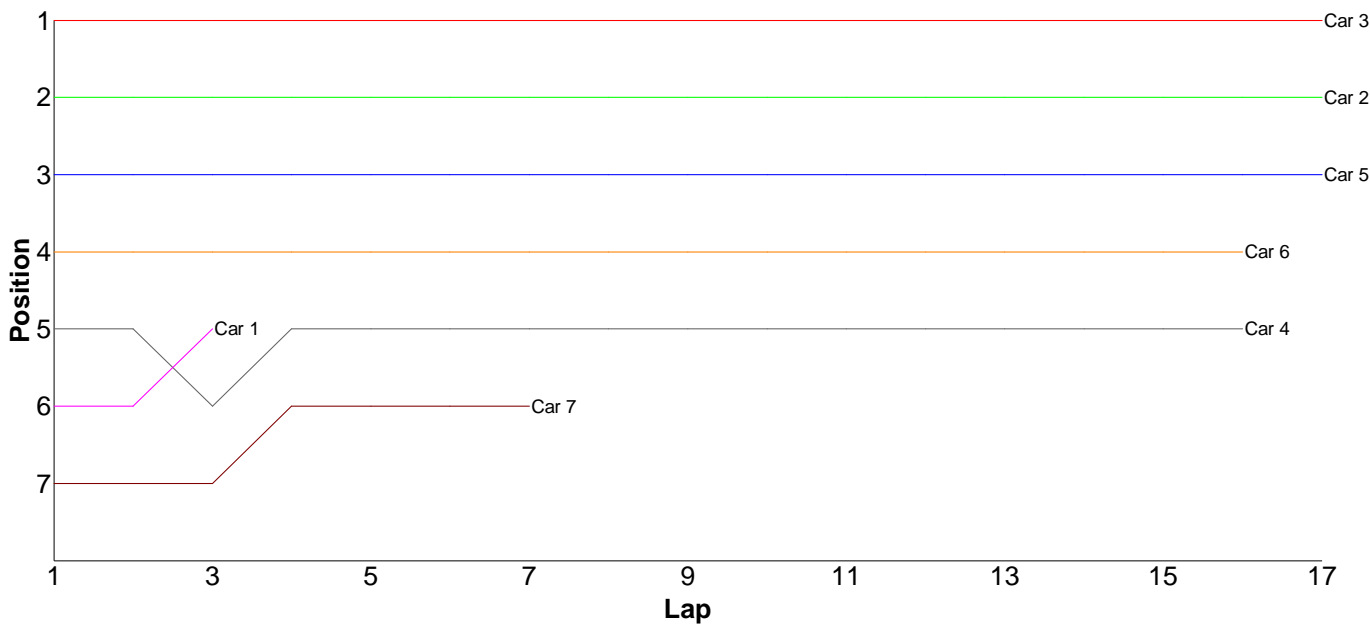
1	31.51	38.69	37.02	40.82	38.40	58.23
2	20.91	21.14	23.22	25.19	23.31	42.55
3	20.95	20.65	23.81	26.18	25.59	32.43
4	24.58	21.01	23.81	34.82	26.98	33.34
5	20.85	20.58	22.98	25.69	22.39	32.15
6	21.23	21.15	23.51	25.82	23.34	36.83
7	20.89	20.26	24.20	24.30	25.11	34.66
8	21.07	20.17	25.34	24.82	22.72	
9	24.46	20.92	25.07	26.60	25.15	
10	20.76	27.14	23.64	24.48	24.71	
11	21.08	21.48	24.04	27.74	22.28	
12	20.93	20.67	23.86		22.23	
13	20.86	23.96				
14	21.79	23.69				
15						



Stock Touring - A Final Leg 2

Pos	Car	Form	Name	Member Type	Car Make	Result	Ave	Best
1	3	F1	Ian Cairns	S2008	Xray	17 / 302.43	17.79	16.80
2	2		Anthony Pedder	S-Guest	Hot Bodies	17 / 304.15	17.89	16.56
3	5	F2	Robin Francis	S2008	Hot Bodies	17 / 315.21	18.54	16.96
4	6	F2	Craig Murrell	J-Guest	Xray	16 / 307.76	19.23	17.47
5	4	F2	Kyle Fuller	J2008	Xray	16 / 311.95	19.49	17.30
6	7	F2	Scott Stokes	S2008	Xray	7 / 173.06	24.72	17.58
7	1	F1	Kevin Bissell	S2008	Hot Bodies	3 / 67.87	22.62	16.63

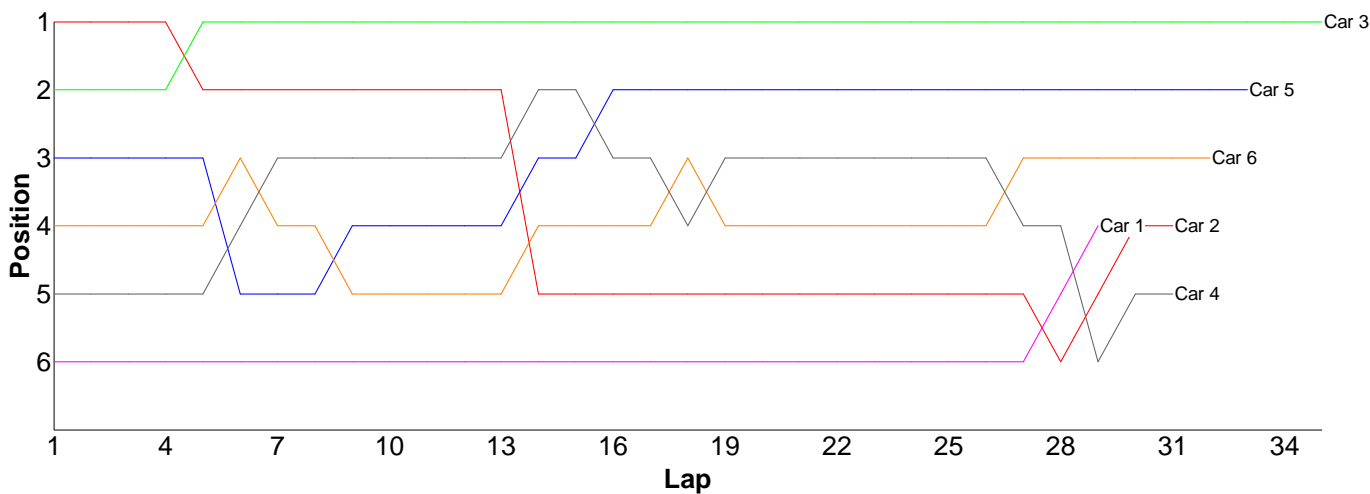
Lap	Car 1	Car 2	Car 3	Car 4	Car 5	Car 6	Car 7
1	34.49	27.79	26.65	32.81	30.51	31.33	36.15
2	16.63	16.89	16.93	17.48	16.99	18.54	17.58
3	16.75	16.56	16.90	17.88	18.53	17.61	19.21
4		16.78	16.93	20.63	18.12	18.97	24.90
5		16.79	16.86	17.67	18.55	17.94	29.35
6		17.22	17.12	17.98	17.94	17.62	17.98
7		16.85	16.80	17.38	18.53	17.92	27.89
8		17.11	17.26	25.90	17.23	17.47	
9		17.65	17.75	17.30	16.96	19.56	
10		17.05	17.14	19.85	19.02	18.08	
11		17.49	17.01	17.60	17.50	18.24	
12		17.04	16.96	17.59	17.01	19.69	
13		16.86	17.19	17.43	17.17	19.02	
14		17.33	17.61	17.94	17.21	18.53	
15		20.81	18.32	17.84	17.53	18.51	
16		16.99	17.36	18.67	18.21	18.73	
17		16.94	17.64		18.20		
18							



<IC Nitro> - B Final Leg 2

Pos	Car	Form	Name	Member Type	Car Make	Result	Ave	Best
1	3	F2	Colin Taggart	S2008	Team Magic	35 / 611.69	17.47	15.66
2	5	F2	Mark Fagan	S2008	Team Magic	33 / 600.01	18.18	16.18
3	6		John Hill	S-Guest	Associated	32 / 611.43	19.10	16.55
4	2	F2	Andrew Mills	S2008	Mugen	31 / 602.98	19.45	15.56
5	4	F2	Stephen Mills	S2008	Xray	31 / 603.49	19.46	16.19
6	1	F2	Gary Fuller	S2008	Serpent	29 / 568.69	19.61	15.90

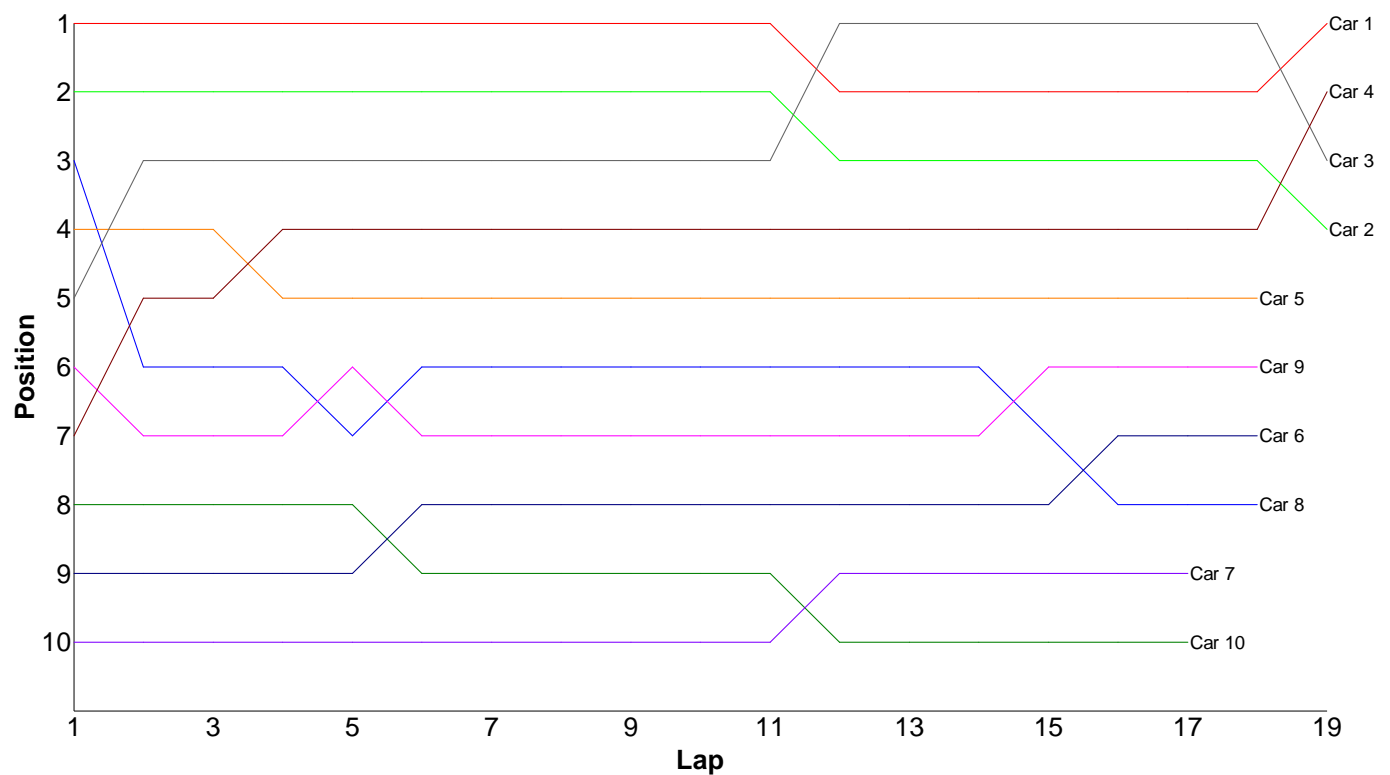
Lap	Car 1	Car 2	Car 3	Car 4	Car 5	Car 6
1	99.73	26.17	27.69	35.31	28.97	30.31
2	18.00	15.99	16.03	16.35	16.45	16.90
3	16.60	15.74	15.70	16.22	16.78	16.91
4	16.39	15.62	15.66	16.52	16.84	16.98
5	15.93	21.48	16.23	17.06	17.33	16.75
6	16.84	15.56	15.89	16.63	23.56	16.83
7	16.15	15.98	17.38	16.77	17.14	20.82
8	16.22	16.20	17.25	16.19	16.79	16.66
9	15.97	15.92	16.44	17.16	16.85	20.08
10	16.22	17.21	15.92	17.09	16.18	17.93
11	16.32	18.84	16.56	16.74	16.59	24.90
12	16.49	21.91	16.87	16.43	16.71	17.40
13	16.94	17.00	16.99	17.05	16.74	20.75
14	16.56	68.43	16.08	16.93	21.98	16.98
15	24.64	19.27	24.68	20.70	16.63	17.25
16	16.83	16.26	16.66	28.69	16.98	16.95
17	16.11	15.83	16.57	19.33	18.27	27.05
18	16.25	16.27	23.56	28.35	29.24	17.53
19	15.94	18.91	16.21	17.28	16.48	28.66
20	15.90	17.42	17.01	17.25	16.53	21.99
21	15.92	16.83	16.19	17.08	16.40	18.25
22	16.91	16.85	16.03	18.05	17.06	17.06
23	16.28	18.73	15.92	18.21	19.69	18.88
24	16.44	18.35	16.02	24.57	17.07	17.78
25	17.28	16.80	15.98	23.34	17.94	18.31
26	16.62	16.62	27.63	17.04	16.96	17.26
27	15.93	24.62	17.58	25.34	16.66	18.45
28	16.75	17.85	16.25	16.67	17.06	17.20
29	16.53	17.66	15.88	26.37	19.23	16.55
30		16.34	15.96	16.52	17.69	16.66
31		16.32	16.08	16.25	17.08	18.27
32			16.80		17.22	17.13
33			16.81		16.91	
34			16.32			
35			16.86			
36						



Pro-Stock - A Final Leg 2

Pos	Car	Form	Name	Member Type	Car Make	Result	Ave	Best
1	1	F1	Matthew Quinlisk	S2008	Hot Bodies	19 / 305.35	16.07	14.97
2	4	F1	Nick Adams	S2008	Tamiya	19 / 306.62	16.13	15.02
3	3	F1	Nigel Moss	S2008	Hot Bodies	19 / 311.49	16.39	14.92
4	2	F1	Mark Payne	S2008	Xray	19 / 311.71	16.40	14.84
5	5	F1	Dave Skelton	S2008	Xray	18 / 307.69	17.09	15.32
6	9	F2	Brian Killick	S2008	Xray	18 / 307.85	17.10	15.73
7	6	F1	Gerald Page	S2008	Xray	18 / 309.33	17.18	15.46
8	8	F2	Jon Wilkins	S2008	Hot Bodies	18 / 312.26	17.34	15.56
9	7	F2	Scott Hauser	S2008	Schumacher	17 / 303.23	17.83	15.62
10	10	F2	Neil Talbot	S2008	Xray	17 / 314.61	18.50	15.97

Lap	Car 1	Car 2	Car 3	Car 4	Car 5	Car 6	Car 7	Car 8	Car 9	Car 10
1	23.11	25.47	28.55	28.83	28.36	29.97	38.10	28.16	28.71	29.62
2	15.27	15.26	15.15	16.61	16.18	16.44	15.72	17.43	17.33	16.52
3	15.21	14.84	15.31	15.31	15.62	16.64	20.03	15.56	15.73	16.54
4	15.70	15.74	15.71	15.46	16.32	18.42	15.62	16.44	16.36	18.65
5	15.73	15.34	15.69	15.02	15.79	16.12	16.46	17.09	16.26	16.17
6	15.31	14.94	15.13	15.21	15.76	15.74	16.37	15.75	16.27	16.79
7	15.25	15.03	15.29	15.17	15.68	15.63	16.04	15.84	16.25	16.92
8	14.97	15.00	15.05	15.19	15.48	15.88	15.87	16.40	16.10	18.58
9	15.08	15.54	15.43	15.20	15.32	16.04	17.02	15.75	15.97	17.36
10	15.01	14.92	14.92	15.34	16.50	18.23	16.97	15.83	16.39	16.72
11	15.17	15.06	15.06	15.61	17.26	16.30	16.02	15.77	16.50	15.97
12	21.03	20.57	15.27	15.30	17.39	15.46	16.08	16.84	16.09	21.97
13	15.25	15.08	15.05	15.30	15.96	16.23	15.85	15.80	15.88	24.77
14	15.36	16.19	15.02	15.89	17.09	16.08	16.02	16.25	16.22	16.68
15	15.32	15.25	15.36	15.44	15.81	15.54	17.20	19.37	16.75	18.24
16	15.33	15.10	15.57	15.73	15.92	17.35	16.35	20.83	16.80	16.33
17	15.34	15.62	15.37	15.16	15.63	15.93	17.51	16.50	17.11	16.78
18	15.77	15.15	16.02	15.15	21.62	17.33		16.65	17.13	
19	16.14	21.61	22.54	15.70						
20										



<IC Nitro> - A Final Leg 2

Pos	Car	Form	Name	Class	Member Type	Car Make	Result	Ave
=1	1	F1	John Zottl	IC Touring	S2008	Xray	0 / 0.00	0.00
=1	2	F1	Mark Sellars	IC Outlaw	S2008	Mugen	0 / 0.00	0.00
=1	3	F1	Adrian Poole	IC Touring	S2008	Team Magic	0 / 0.00	0.00
=1	4	F2	David Forsythe	IC Touring	S2008	Xray	0 / 0.00	0.00
=1	5	F2	James Rumble	IC Touring	S2008	Xray	0 / 0.00	0.00
=1	6	F2	Phillip Pullen	IC Touring	S2008	Mugen	0 / 0.00	0.00

Lap	Car 1	Car 2	Car 3	Car 4	Car 5	Car 6
-----	-------	-------	-------	-------	-------	-------

1

Produced by RC-Timing 2006 on 19 Aug 2008, 6:56 PM. www.RC-Timing.com