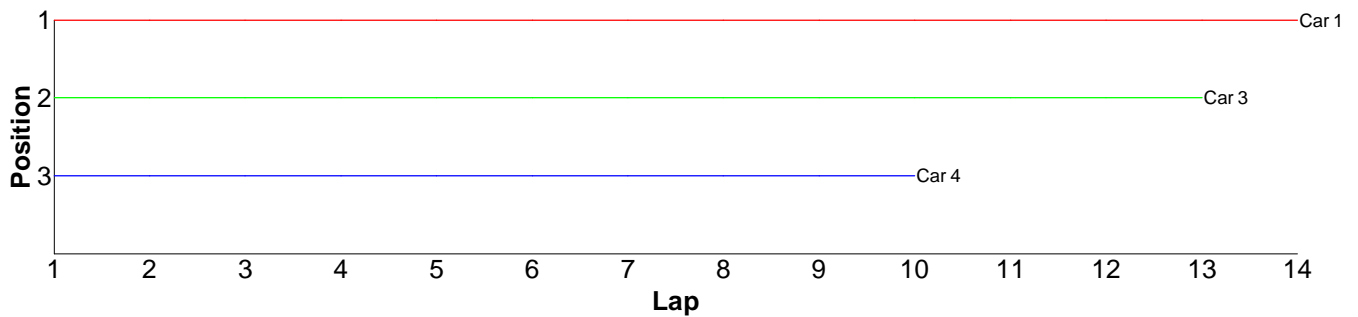


Race Results

Heat 1 - Round 1 (<Sport / TT01>)

Pos	Car	Form	Name	Class	Member Type	Car Make	Result	Ave
1	1	F1	Kieran Stokes	Tamiya Stock	J2008	Tamiya	14 / 300.97	21.49
2	3		Jack Warren	Electric Sport	J-Guest	Xray	13 / 316.99	24.38
3	4		Dillon Lancaster	Electric Sport	J-Guest	Tamiya	10 / 310.88	31.08
4	2	F1	Matthew Mills	Electric Sport	J2008	HPI	0 / 0.00	0.00

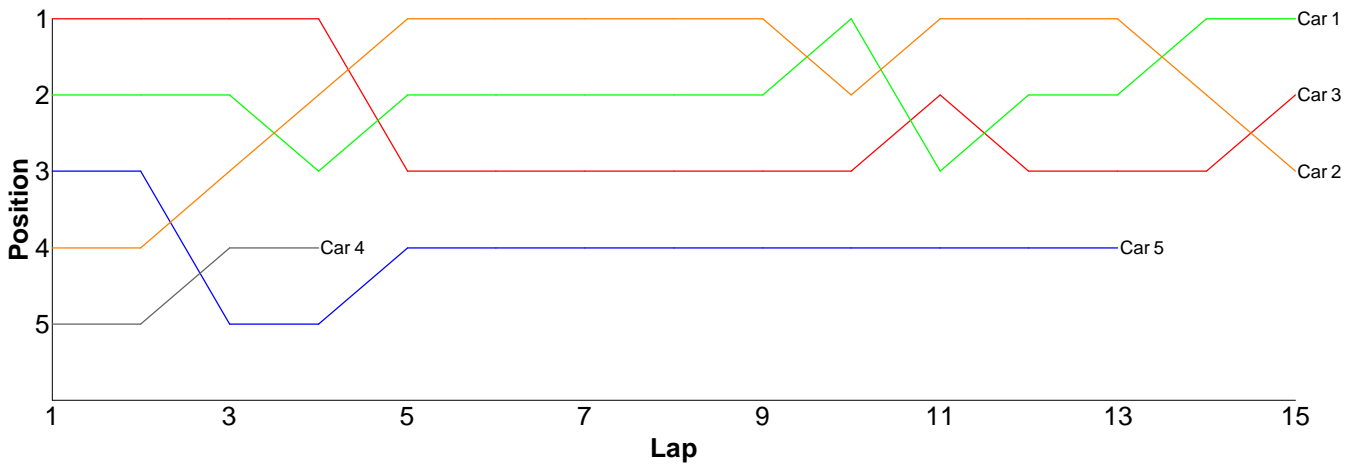
Lap	Car 1	Car 2	Car 3	Car 4
1	21.80		25.26	49.50
2	21.53		22.41	27.33
3	21.61		26.24	29.36
4	21.36		24.16	30.50
5	21.47		23.82	29.85
6	21.43		22.40	28.68
7	21.99		23.14	31.29
8	21.23		22.94	29.27
9	21.25		28.40	26.60
10	21.41		22.59	28.50
11	21.37		23.84	
12	21.31		24.14	
13	21.44		27.65	
14	21.77			
15				



Heat 2 - Round 1 (Stock Touring)

Pos	Car	Form	Name	Member Type	Car Make	Result	Ave	Best
1	1		Paul Barnes	S-Guest	Hot Bodies	15 / 302.11	20.14	17.59
2	3	F2	Jose Jimenez	S2008	Xray	15 / 303.81	20.25	18.18
3	2	F2	Scott Stokes	S2008	Xray	15 / 308.63	20.57	19.33
4	5		Craig Murrell	S-Guest	Xray	13 / 315.10	24.23	19.16
5	4	F2	Andy Lewis	S2008	Hot Bodies	4 / 113.80	28.45	22.90

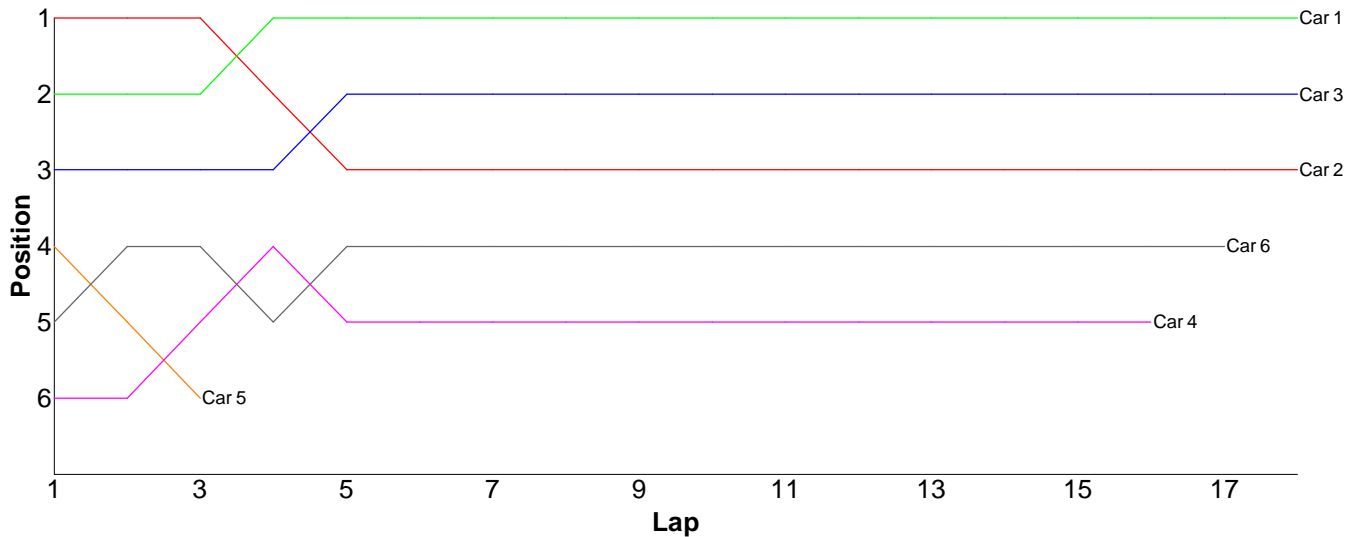
Lap	Car 1	Car 2	Car 3	Car 4	Car 5
1	18.91	21.34	18.88	25.54	19.70
2	19.18	19.99	18.18	22.98	21.38
3	20.28	19.49	18.68	22.90	57.03
4	23.89	19.72	19.31	42.38	21.66
5	19.31	19.33	31.91		23.02
6	21.13	19.79	19.19		29.48
7	18.44	19.79	20.80		21.78
8	22.85	20.05	18.64		19.16
9	18.15	20.42	18.47		21.64
10	17.59	19.91	19.26		21.06
11	25.53	20.28	19.31		19.77
12	20.11	20.41	23.82		20.09
13	18.28	21.75	19.84		19.33
14	18.05	22.69	18.78		
15	20.41	23.67	18.74		
16					



Heat 3 - Round 1 (Stock Touring)

Pos	Car	Form	Name	Member Type	Car Make	Result	Ave	Best
1	1	F1	Kevin Bissell	S2008	Hot Bodies	18 / 302.48	16.80	16.50
2	3		Ian Cairns	S2008	Xray	18 / 310.07	17.22	16.23
3	2		Trevor Scrase	S2008	Xray	18 / 312.48	17.36	16.46
4	6	F2	Mason Sadler	J2008	Scythe	17 / 321.07	18.88	17.68
5	4	F2	Kyle Fuller	J2008	Xray	16 / 317.61	19.85	17.96
6	5	F2	Robin Francis	S2008	Hot Bodies	3 / 176.37	58.79	17.77

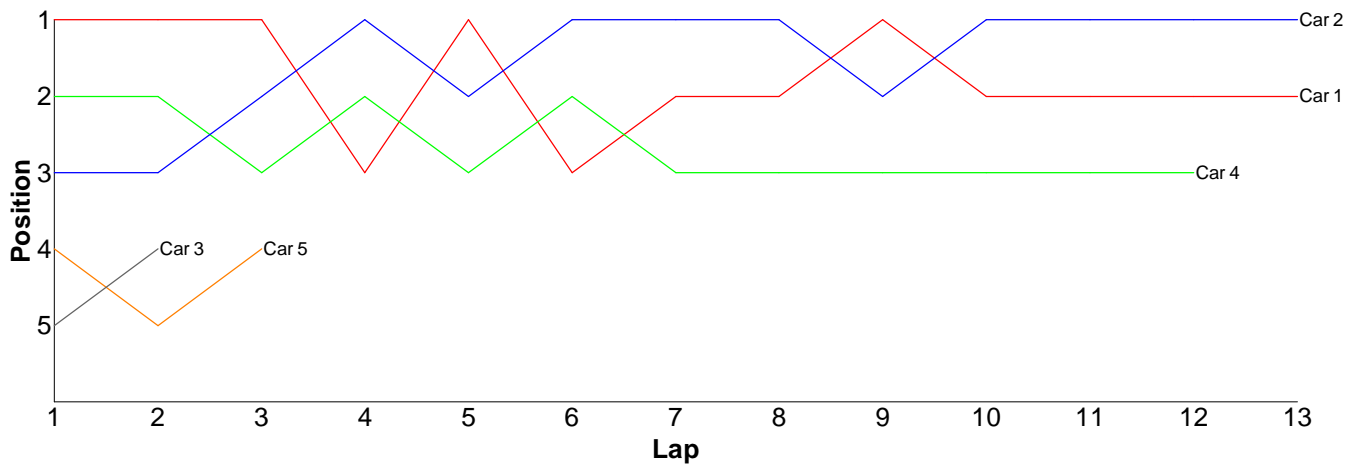
Lap	Car 1	Car 2	Car 3	Car 4	Car 5	Car 6
1	17.06	17.04	17.28	18.45	17.77	17.99
2	16.75	16.46	16.99	19.24	19.35	18.91
3	16.72	16.70	17.49	19.50	139.25	20.23
4	16.65	17.02	16.70	18.03		18.09
5	16.51	23.06	16.23	19.83		17.94
6	16.51	16.79	16.74	18.83		18.16
7	17.03	17.11	16.75	19.95		18.41
8	17.55	16.97	17.26	22.95		18.47
9	16.75	17.35	18.94	18.67		17.82
10	16.50	17.30	17.60	18.41		17.89
11	16.82	17.03	16.65	23.94		18.52
12	16.96	16.94	17.03	18.26		19.90
13	16.84	17.07	17.10	17.96		18.73
14	16.70	17.54	16.78	25.88		17.82
15	16.69	16.89	16.91	19.05		17.93
16	17.02	17.21	17.91	18.66		17.68
17	16.74	16.98	18.32			26.58
18	16.68	17.02	17.39			
19						



Heat 4 - Round 1 (Bikes)

Pos	Car	Form	Name	Member Type	Car Make	Result	Ave	Best
1	2		Graham Clarke	S-Guest		13 / 301.20	23.16	21.85
2	1	F1	Jevon Frost	S2008		13 / 317.72	24.44	19.94
3	4	F2	Chris Groom	S2008		12 / 315.75	26.31	23.49
4	5	F2	Peter Chang	S2008		3 / 158.91	52.97	40.18
5	3		Simon Lancaster	S-Guest		2 / 101.64	50.82	32.74

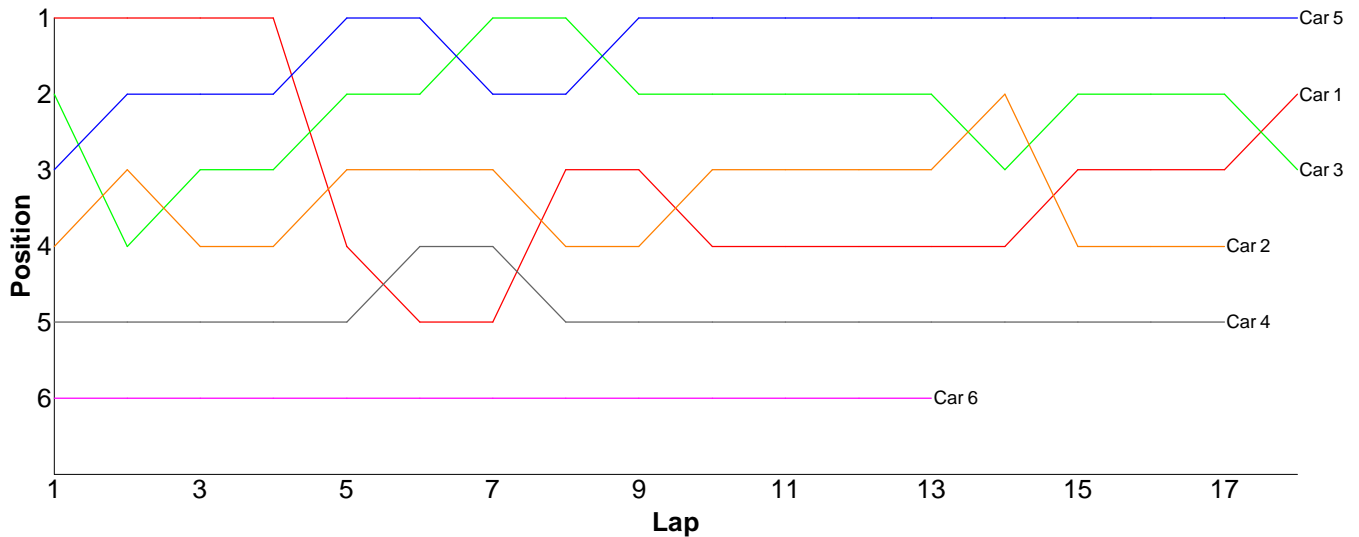
Lap	Car 1	Car 2	Car 3	Car 4	Car 5
1	21.43	30.66	68.90	24.20	60.52
2	31.16	22.51	32.74	28.68	58.21
3	21.28	23.62		24.85	40.18
4	28.04	22.05		23.60	
5	20.18	23.72		23.61	
6	28.34	22.35		23.49	
7	20.70	22.26		25.87	
8	20.94	22.36		33.89	
9	19.94	23.13		25.08	
10	27.26	22.51		31.43	
11	32.84	22.06		24.28	
12	24.74	22.12		26.77	
13	20.87	21.85			
14					



Heat 5 - Round 1 (<IC Nitro>)

Pos	Car	Form	Name	Member Type	Car Make	Result	Ave	Best
1	5	F2	Les Mainwaring	S2008	Mugen	18 / 300.75	16.70	15.93
2	1	F2	JamesRumble	S2008	Xray	18 / 313.79	17.43	15.57
3	3	F2	Gary Fuller	S2008	Serpent	18 / 314.32	17.46	16.23
4	2	F2	Andrew Mills	S2008	Mugen	17 / 300.12	17.65	16.20
5	4	F2	Stephen Mills	S2008	Xray	17 / 315.14	18.53	16.67
6	6		Mark Fagan	S2008	Team Magic	13 / 312.49	24.03	18.49

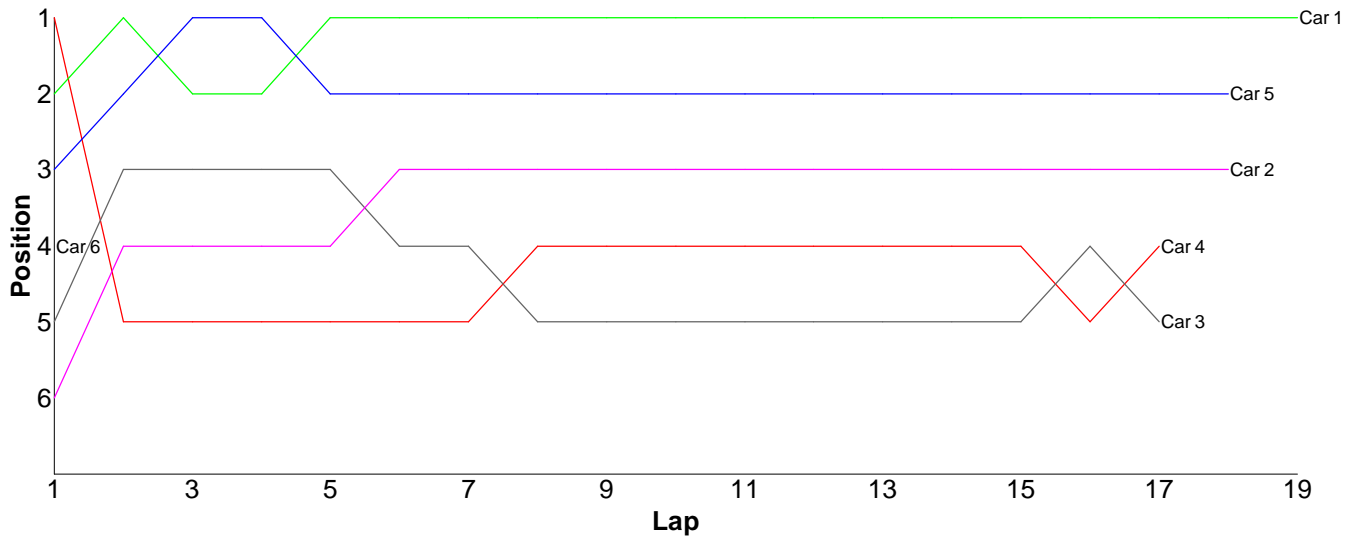
Lap	Car 1	Car 2	Car 3	Car 4	Car 5	Car 6
1	16.32	17.31	16.42	23.74	17.01	47.32
2	16.28	17.44	18.75	17.21	17.09	20.26
3	17.74	18.16	16.57	19.41	17.35	18.68
4	17.21	17.77	17.51	16.67	16.73	23.46
5	21.32	17.55	16.79	17.85	17.04	18.49
6	24.80	23.94	17.03	17.36	16.79	26.40
7	16.82	16.69	16.23	17.88	18.38	22.64
8	15.90	17.73	16.91	18.30	16.27	19.72
9	17.11	17.05	19.09	19.49	16.30	18.84
10	18.81	17.03	24.53	18.16	16.62	22.23
11	17.75	17.42	17.80	24.30	16.89	23.99
12	16.75	16.98	16.43	17.57	16.35	24.04
13	17.22	17.03	16.70	17.39	16.46	26.42
14	15.65	16.20	17.64	17.49	16.46	
15	15.71	18.11	16.34	17.26	16.33	
16	17.11	16.74	16.65	17.21	15.93	
17	15.72	16.97	16.67	17.85	15.98	
18	15.57		16.26		16.77	
19						



Heat 6 - Round 1 (Pro-Stock)

Pos	Car	Form	Name	Member Type	Car Make	Result	Ave	Best
1	1	F1	Dave Skelton	S2008	Xray	19 / 308.06	16.21	15.82
2	5	F2	Scott Hauser	S2008	Schumacher	18 / 300.48	16.69	15.91
3	2	F2	Jon Wilkins	S2008	Hot Bodies	18 / 305.94	16.99	15.66
4	4	F2	Brian Killick	S2008	Xray	17 / 303.08	17.82	16.19
5	3		Jordan Barnes	J-Guest	Xray	17 / 308.98	18.17	16.78
6	6	F2	Neil Talbot	S2008	Xray	1 / 17.13	17.13	17.13

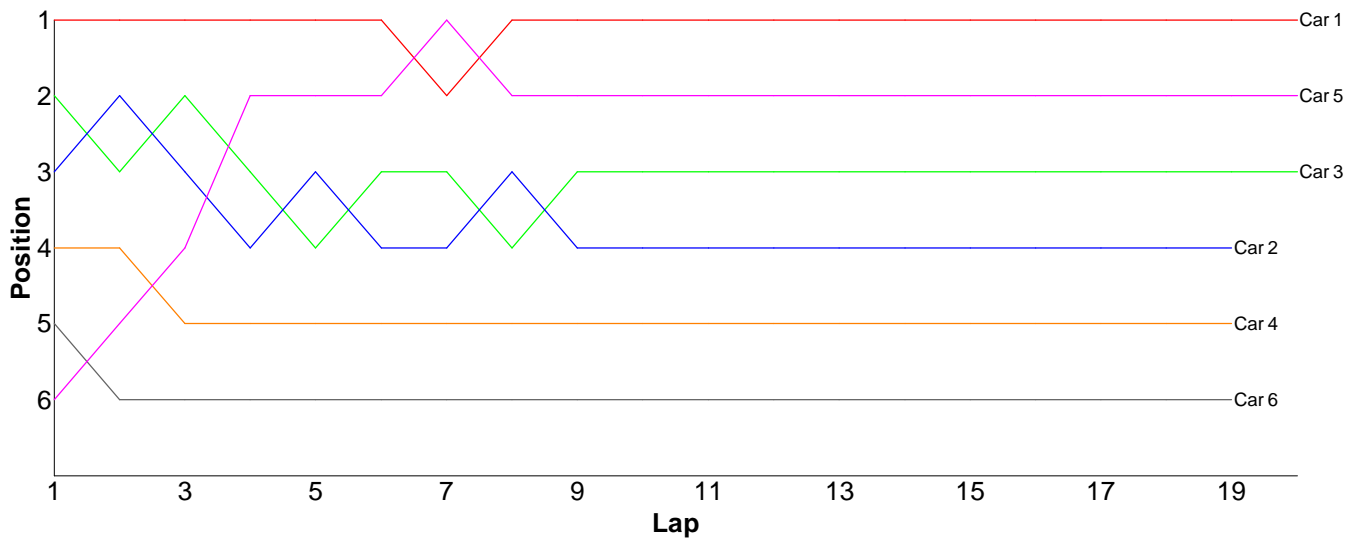
Lap	Car 1	Car 2	Car 3	Car 4	Car 5	Car 6
1	16.87	24.13	18.23	16.51	16.94	17.13
2	16.42	17.53	18.08	25.73	16.47	
3	17.61	16.63	18.12	16.79	16.26	
4	16.53	16.17	18.28	22.15	17.18	
5	16.00	16.46	17.96	16.35	18.79	
6	16.05	16.11	17.77	16.19	17.51	
7	15.93	19.81	20.99	17.06	16.60	
8	15.97	15.77	17.93	16.37	16.74	
9	15.98	16.56	16.98	16.48	17.38	
10	15.82	15.67	17.12	16.28	16.24	
11	15.93	15.87	18.57	16.75	16.26	
12	16.18	15.66	16.78	16.52	16.20	
13	16.33	15.77	17.02	16.61	15.91	
14	16.04	15.96	16.87	16.63	16.15	
15	16.07	16.07	16.93	19.29	16.15	
16	16.01	17.74	17.02	19.32	16.58	
17	15.99	17.08	24.33	18.05	16.40	
18	16.06	16.95			16.72	
19	16.27					
20						



Heat 7 - Round 1 (Pro-Stock)

Pos	Car	Form	Name	Member Type	Car Make	Result	Ave	Best
1	1	F1	Matthew Quinlisk	S2008	Hot Bodies	20 / 309.33	15.46	14.98
2	5	F1	Ori Sohachevsky	S2008	Serpent	20 / 310.04	15.50	15.12
3	3	F1	Tim Webb	S2008	Hot Bodies	20 / 315.66	15.78	15.46
4	2	F1	Nick Adams	S2008	Tamiya	19 / 300.61	15.82	15.58
5	4	F1	Gerald Page	S2008	Xray	19 / 304.32	16.01	15.79
6	6		Rob Warren	S-Guest	Yokomo	19 / 314.65	16.56	15.48

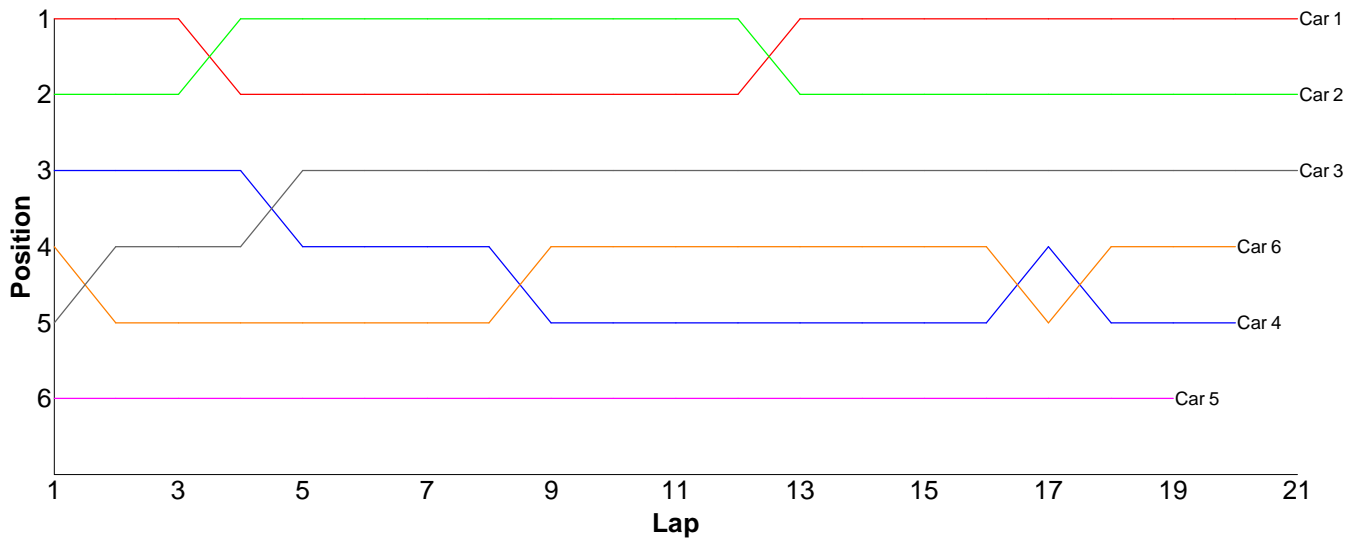
Lap	Car 1	Car 2	Car 3	Car 4	Car 5	Car 6
1	15.42	15.62	15.55	15.79	16.73	16.04
2	15.25	15.69	15.99	15.88	15.33	17.61
3	14.98	15.86	15.50	16.67	15.27	16.78
4	15.41	16.02	15.66	16.12	15.26	16.40
5	15.60	15.67	16.46	15.89	15.38	16.47
6	15.58	16.23	15.46	16.09	15.38	15.61
7	16.50	16.06	16.29	16.22	15.35	16.20
8	15.28	15.58	15.86	16.12	15.62	15.64
9	15.26	15.63	15.56	15.85	15.35	15.76
10	15.19	15.60	15.60	15.98	15.70	15.48
11	15.81	15.71	15.60	15.94	15.51	15.84
12	15.70	15.84	15.65	15.93	15.39	15.66
13	15.16	16.04	15.68	15.86	15.64	15.91
14	15.79	15.94	15.96	15.98	15.46	15.80
15	15.40	15.92	16.05	15.90	15.86	15.68
16	15.45	15.98	15.84	16.08	15.12	15.93
17	15.18	15.74	15.81	15.88	15.84	17.94
18	15.85	15.73	15.69	16.01	15.23	15.80
19	15.24	15.75	15.67	16.13	15.23	24.10
20	15.28		15.78		15.39	
21						



Heat 8 - Round 1 (Pro-Stock)

Pos	Car	Form	Name	Member Type	Car Make	Result	Ave	Best
1	1	F1	Glen Westwood	S2008	Serpent	21 / 307.65	14.65	14.13
2	2	F1	Jay Westwood	S2008	Schumacher	21 / 308.61	14.69	14.31
3	3	F1	Dan Ghibaldan	S2008	Serpent	21 / 314.09	14.95	14.61
4	6		Mark Payne	S2008	Xray	20 / 307.54	15.37	15.00
5	4	F1	Mark Sadler	S2008	Serpent	20 / 313.63	15.68	14.67
6	5	F1	Nigel Moss	S2008	Hot Bodies	19 / 301.40	15.86	15.18

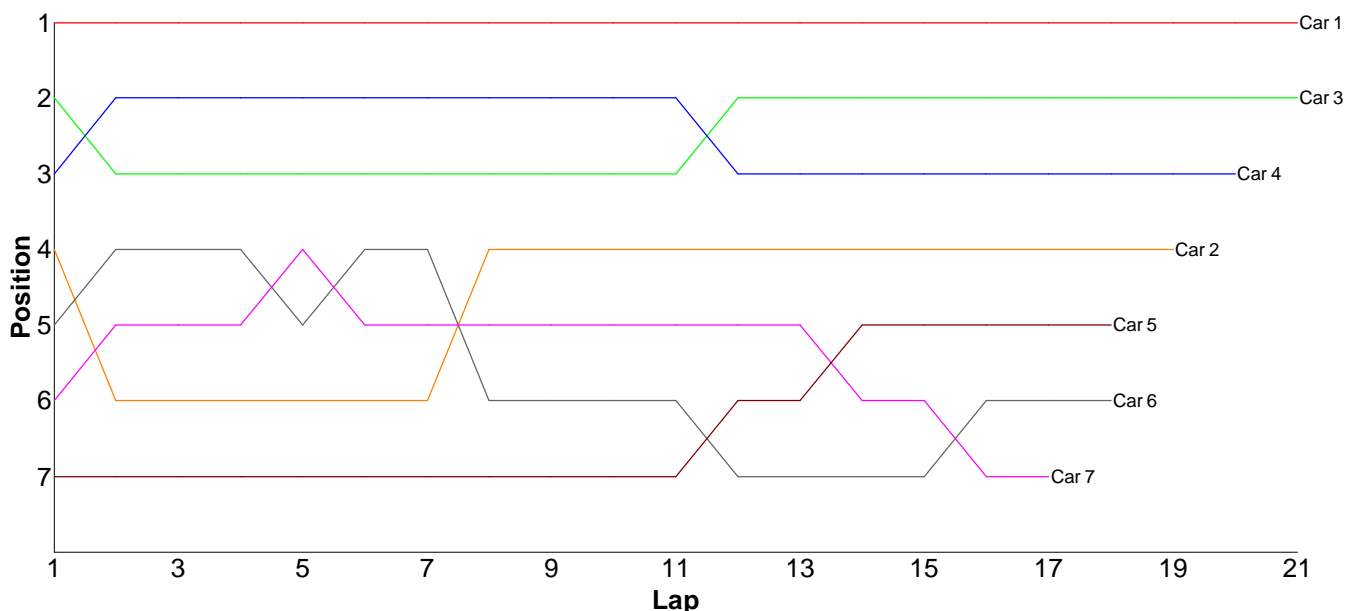
Lap	Car 1	Car 2	Car 3	Car 4	Car 5	Car 6
1	14.13	14.67	15.58	14.90	17.99	15.21
2	14.38	14.38	14.64	14.67	15.39	15.27
3	14.65	14.31	14.93	15.08	15.18	15.12
4	14.80	14.37	14.61	15.06	15.29	15.13
5	14.62	14.47	14.66	15.02	16.13	15.10
6	14.38	14.49	14.80	14.92	15.61	15.06
7	14.72	14.70	14.70	14.99	15.41	15.00
8	14.76	14.43	14.65	15.15	15.58	15.64
9	15.18	14.72	14.96	19.83	15.56	15.31
10	14.81	14.84	15.01	15.24	16.29	15.51
11	14.85	14.73	14.91	15.06	15.92	15.10
12	14.45	14.60	15.10	15.41	15.49	15.43
13	14.66	16.38	14.97	15.47	15.75	15.26
14	14.68	14.75	15.10	15.12	15.56	15.49
15	14.57	14.57	15.11	15.74	15.46	16.13
16	14.58	14.54	15.09	15.20	15.97	16.73
17	14.88	14.75	14.92	14.84	15.86	15.33
18	14.61	14.64	14.80	15.54	16.04	15.25
19	14.61	14.60	14.99	21.19	16.92	15.21
20	14.78	15.00	15.41	15.20		15.26
21	14.55	14.67	15.15			
22						



Heat 9 - Round 1 (<IC Nitro>)

Pos	Car	Form	Name	Class	Member Type	Car Make	Result	Ave
1	1	F1	John Zottl	IC Touring	S2008	Xray	21 / 306.18	14.58
2	3		Mark Sellars	IC Outlaw	S2008	Mugen	21 / 313.21	14.91
3	4	F2	David Forsythe	IC Touring	S2008	Xray	20 / 323.40	16.17
4	2	F1	Iain Hollands	IC Touring	S2008	Serpent	19 / 313.81	16.51
5	5		Barry Smith	IC Outlaw	S2008	Mugen	18 / 303.94	16.88
6	6	F2	Phillip Pullen	IC Touring	S2008	Mugen	18 / 315.91	17.55
7	7	F2	Colin Taggart	IC Touring	S2008	Team Magic	17 / 301.14	17.71

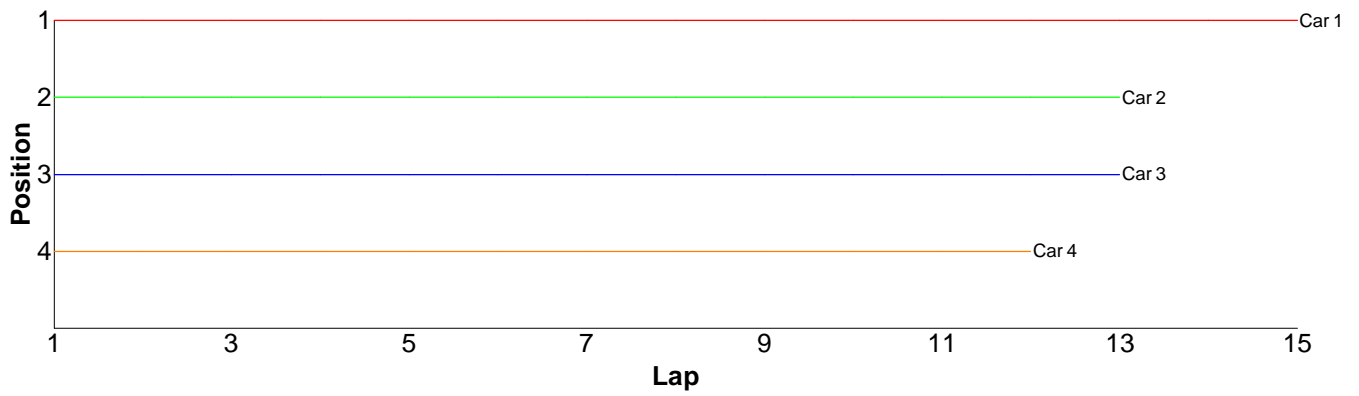
Lap	Car 1	Car 2	Car 3	Car 4	Car 5	Car 6	Car 7
1	15.02	16.68	15.02	15.53	42.94	17.39	17.59
2	14.54	25.39	15.73	14.88	15.92	16.89	17.95
3	14.72	15.83	15.00	14.96	15.72	16.29	17.80
4	14.49	15.63	14.94	15.26	15.70	18.37	17.12
5	14.29	16.95	14.72	14.69	15.42	20.04	18.18
6	14.36	15.63	14.89	14.67	15.42	15.92	16.47
7	14.64	15.40	14.62	14.84	15.26	16.34	16.29
8	14.69	15.73	15.32	14.30	14.94	16.95	16.17
9	14.35	15.81	14.64	14.62	14.89	16.93	16.65
10	14.42	15.42	15.25	14.31	15.08	24.42	17.01
11	14.60	15.76	14.84	15.42	15.27	16.72	20.75
12	14.53	14.95	14.57	24.58	15.35	17.21	16.88
13	14.71	17.54	14.62	14.52	15.14	16.37	17.88
14	14.50	15.18	15.36	14.47	14.88	17.21	17.96
15	14.57	15.60	14.60	14.55	15.88	16.80	17.68
16	15.65	15.30	14.96	14.49	15.12	18.51	20.64
17	14.49	16.30	15.80	14.28	15.95	16.68	18.12
18	14.19	15.11	14.57	14.85	15.06	16.87	
19	14.32	19.60	14.47	19.88			
20	14.49		14.61	28.30			
21	14.61		14.68				
22							



Heat 1 - Round 2 (<Sport / TT01>)

Pos	Car	Form	Name	Class	Member Type	Car Make	Result	Ave
1	1	F1	Kieran Stokes	Tamiya Stock	J2008	Tamiya	15 / 314.96	20.99
2	2	F1	Matthew Mills	Electric Sport	J2008	HPI	13 / 301.03	23.15
3	3		Jack Warren	Electric Sport	J-Guest	Xray	13 / 302.02	23.23

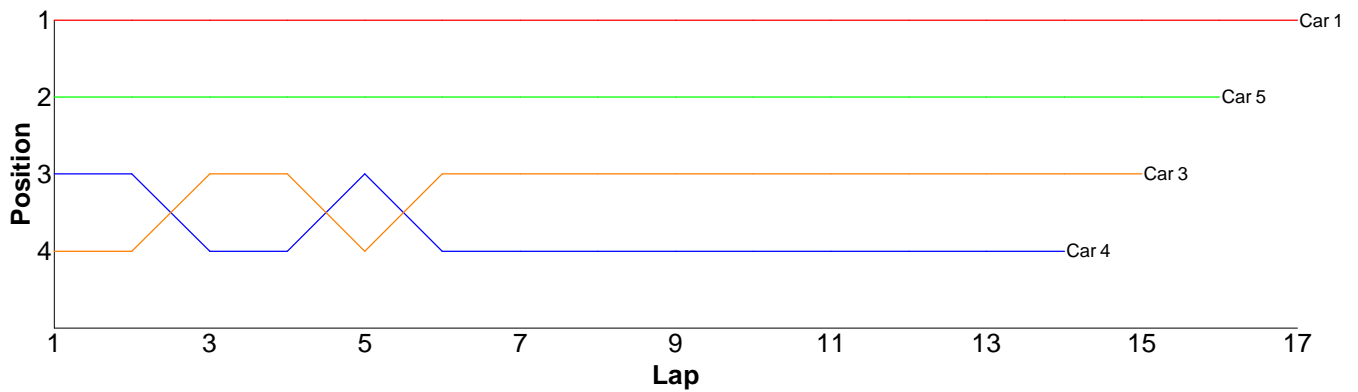
Lap	Car 1	Car 2	Car 3	Car 4
1	21.12	21.89	23.40	26.55
2	20.33	22.13	26.40	25.35
3	21.34	21.91	22.11	25.15
4	20.69	22.18	22.13	25.56
5	20.64	23.34	22.14	25.59
6	20.83	23.14	22.16	24.78
7	20.97	23.72	23.83	24.47
8	20.90	24.24	22.50	25.01
9	20.70	23.22	23.30	24.69
10	22.08	26.66	28.14	26.34
11	21.29	22.98	21.89	36.22
12	21.25	22.53	22.25	27.71
13	20.99	23.09	21.77	
14	20.96			
15	20.87			
16				



Heat 2 - Round 2 (Stock Touring)

Pos	Car	Form	Name	Member Type	Car Make	Result	Ave	Best
1	1		Paul Barnes	S-Guest	Hot Bodies	17 / 319.87	18.81	17.19
2	5		Craig Murrell	S-Guest	Xray	16 / 319.24	19.95	18.69
3	3	F2	Jose Jimenez	S2008	Xray	15 / 305.22	20.34	17.81
4	4	F2	Andy Lewis	S2008	Hot Bodies	14 / 306.42	21.88	20.14
5	2	F2	Scott Stokes	S2008	Xray	0 / 0.00	0.00	0.00

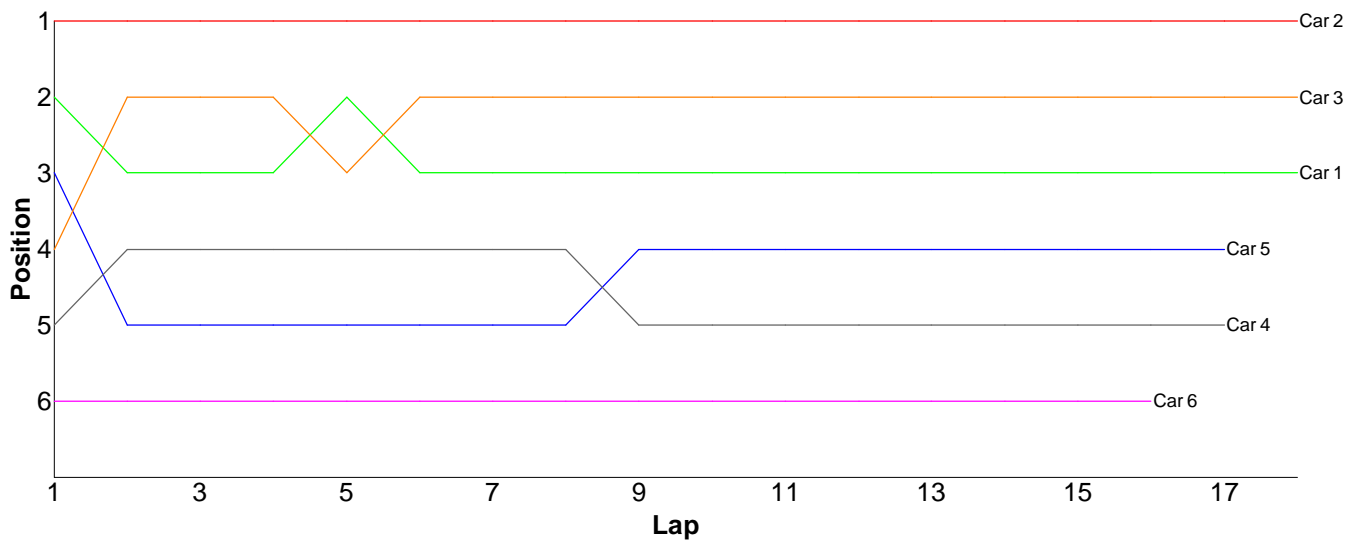
Lap	Car 1	Car 2	Car 3	Car 4	Car 5
1	20.19		24.29	23.07	20.71
2	17.96		22.78	22.28	22.14
3	17.25		18.15	22.03	19.62
4	17.53		25.54	25.33	18.81
5	19.26		23.57	21.27	18.69
6	17.62		18.32	20.73	18.89
7	17.76		19.63	21.20	19.59
8	28.08		19.27	20.14	19.97
9	17.30		19.71	20.59	20.29
10	17.69		17.81	21.49	22.01
11	17.78		19.32	22.68	19.32
12	17.48		19.70	20.75	19.98
13	18.45		19.14	22.63	20.72
14	17.19		18.12	22.23	18.81
15	17.92		19.87		20.18
16	17.79				19.51
17	22.62				
18					



Heat 3 - Round 2 (Stock Touring)

Pos	Car	Form	Name	Member Type	Car Make	Result	Ave	Best
1	2		Trevor Scrase	S2008	Xray	18 / 304.05	16.89	16.39
2	3		Ian Cairns	S2008	Xray	18 / 305.90	16.99	16.49
3	1	F1	Kevin Bissell	S2008	Hot Bodies	18 / 308.47	17.13	16.35
4	5	F2	Robin Francis	S2008	Hot Bodies	17 / 315.84	18.57	17.21
5	4	F2	Kyle Fuller	J2008	Xray	17 / 320.18	18.83	17.53
6	6	F2	Mason Sadler	J2008	Scythe	16 / 314.26	19.64	16.97

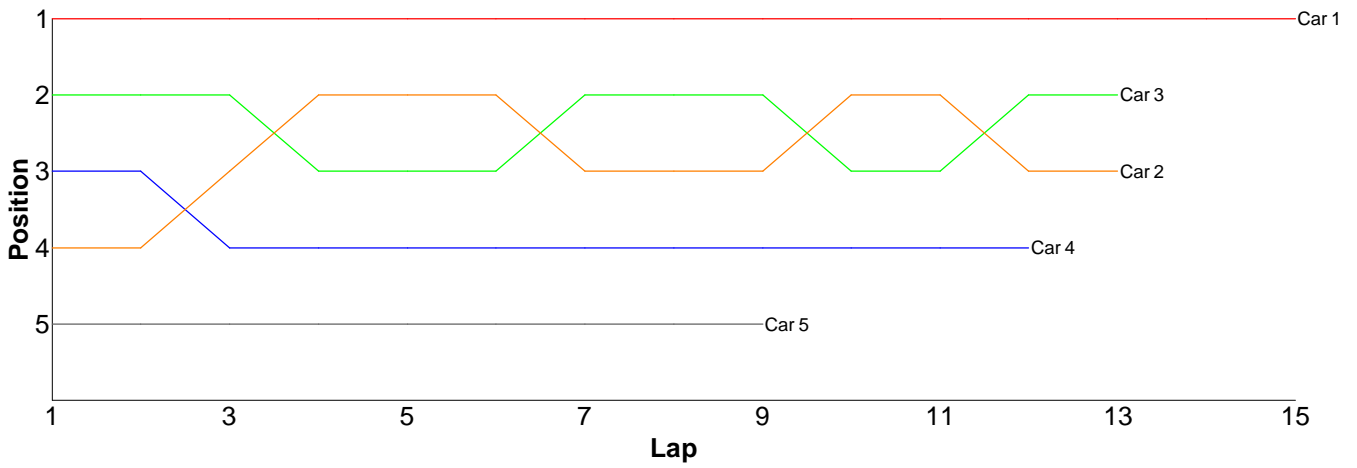
Lap	Car 1	Car 2	Car 3	Car 4	Car 5	Car 6
1	17.38	16.94	17.70	17.72	17.55	45.00
2	17.11	16.75	16.63	18.82	27.19	18.96
3	16.68	16.39	16.62	19.09	17.82	17.25
4	16.59	16.69	16.49	19.33	18.81	17.83
5	16.35	16.85	16.95	18.19	19.92	16.97
6	20.41	17.69	18.45	17.70	17.79	17.11
7	16.75	16.85	16.94	17.68	17.21	17.67
8	16.99	17.03	16.84	24.43	17.32	18.43
9	18.35	17.05	17.76	18.50	17.46	18.08
10	16.83	16.61	16.65	18.10	17.47	17.10
11	16.85	16.66	16.59	17.80	17.78	17.45
12	16.50	17.02	17.05	18.22	17.58	17.45
13	16.97	16.84	16.78	17.53	17.75	18.85
14	16.75	16.97	16.70	17.94	17.44	19.57
15	16.86	17.04	16.73	18.17	17.90	17.67
16	17.42	16.81	16.89	18.19	18.79	18.87
17	16.79	17.06	17.13	22.77	20.06	
18	16.89	16.80	17.00			
19						



Heat 4 - Round 2 (Bikes)

Pos	Car	Form	Name	Member Type	Car Make	Result	Ave	Best
1	1	F1	Jevon Frost	S2008		15 / 319.90	21.32	20.05
2	3		Simon Lancaster	S-Guest		13 / 310.08	23.85	21.97
3	2		Graham Clarke	S-Guest		13 / 310.74	23.90	21.90
4	4	F2	Chris Groom	S2008		12 / 300.30	25.02	23.20
5	5	F2	Peter Chang	S2008		9 / 302.36	33.59	26.41

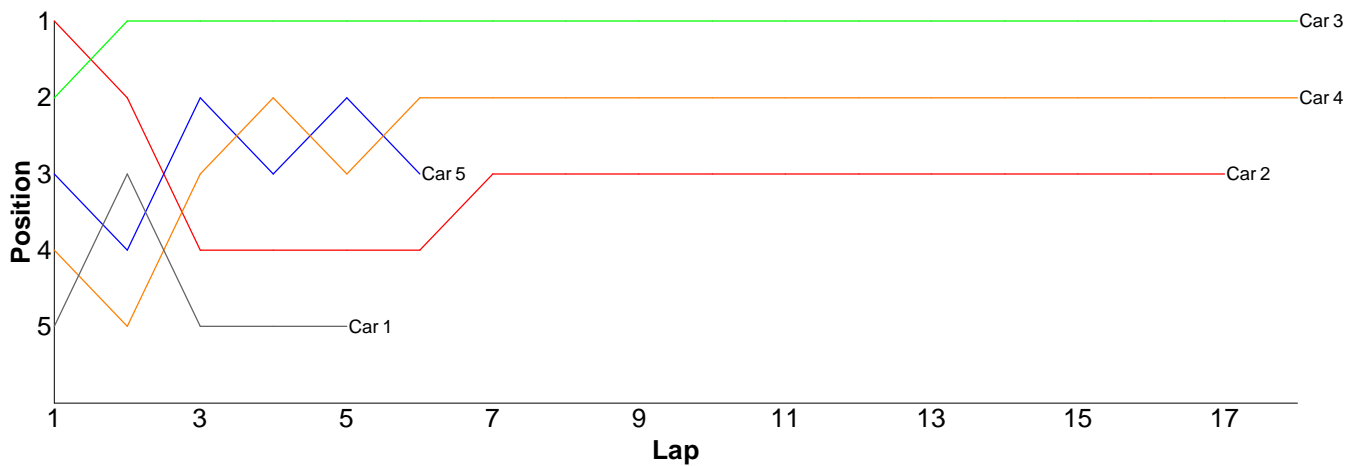
Lap	Car 1	Car 2	Car 3	Car 4	Car 5
1	21.38	28.21	23.37	25.30	33.98
2	21.07	22.02	23.12	23.39	30.43
3	21.01	22.78	22.59	25.22	37.89
4	21.32	22.22	28.58	28.65	39.68
5	20.46	22.45	21.97	23.50	30.04
6	20.23	22.33	23.04	24.60	36.62
7	21.11	29.72	22.51	23.32	33.41
8	20.64	21.92	23.63	23.20	33.90
9	20.05	23.03	22.41	23.48	26.41
10	23.11	21.90	31.57	24.37	
11	20.90	25.17	22.31	27.07	
12	22.97	26.36	22.75	28.20	
13	20.91	22.63	22.23		
14	20.82				
15	23.92				
16					



Heat 5 - Round 2 (<IC Nitro>)

Pos	Car	Form	Name	Member Type	Car Make	Result	Ave	Best
1	3	F2	Gary Fuller	S2008	Serpent	18 / 307.30	17.07	15.96
2	4	F2	Stephen Mills	S2008	Xray	18 / 316.51	17.58	16.68
3	2	F2	Andrew Mills	S2008	Mugen	17 / 316.60	18.62	15.98
4	5	F2	Les Mainwaring	S2008	Mugen	6 / 111.15	18.52	16.56
5	1	F2	JamesRumble	S2008	Xray	5 / 122.22	24.44	16.98
6	6		Mark Fagan	S2008	Team Magic	0 / 0.00	0.00	0.00

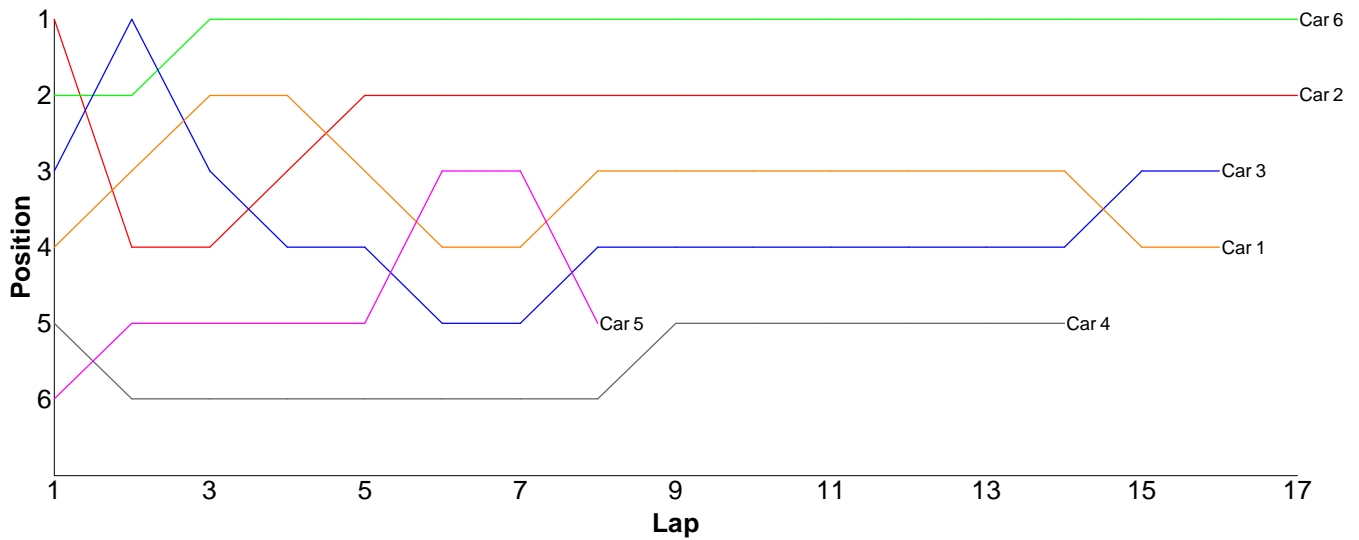
Lap	Car 1	Car 2	Car 3	Car 4	Car 5	Car 6
1	17.18	15.98	16.32	17.11	16.56	
2	16.98	17.10	16.42	18.21	18.68	
3	39.55	21.01	16.10	17.77	17.11	
4	21.60	17.52	17.15	17.02	18.00	
5	26.91	17.35	19.71	17.59	16.81	
6		32.72	18.52	19.82	23.99	
7		16.88	19.99	20.00		
8		16.82	17.66	17.01		
9		20.80	17.00	16.74		
10		17.04	16.82	17.65		
11		17.44	16.47	17.00		
12		16.83	16.09	19.18		
13		16.83	16.41	17.28		
14		18.33	15.96	16.73		
15		16.97	17.17	16.75		
16		16.64	16.47	16.68		
17		20.34	16.10	16.96		
18			16.94	17.01		
19						



Heat 6 - Round 2 (Pro-Stock)

Pos	Car	Form	Name	Member Type	Car Make	Result	Ave	Best
1	6	F2	Neil Talbot	S2008	Xray	17 / 308.58	18.15	16.06
2	2	F2	Jon Wilkins	S2008	Hot Bodies	17 / 310.40	18.25	16.16
3	3		Jordan Barnes	J-Guest	Xray	16 / 300.06	18.75	16.76
4	1	F1	Dave Skelton	S2008	Xray	16 / 301.41	18.83	16.55
5	4	F2	Brian Killick	S2008	Xray	14 / 283.07	20.21	16.36
6	5	F2	Scott Hauser	S2008	Schumacher	8 / 163.79	20.47	16.70

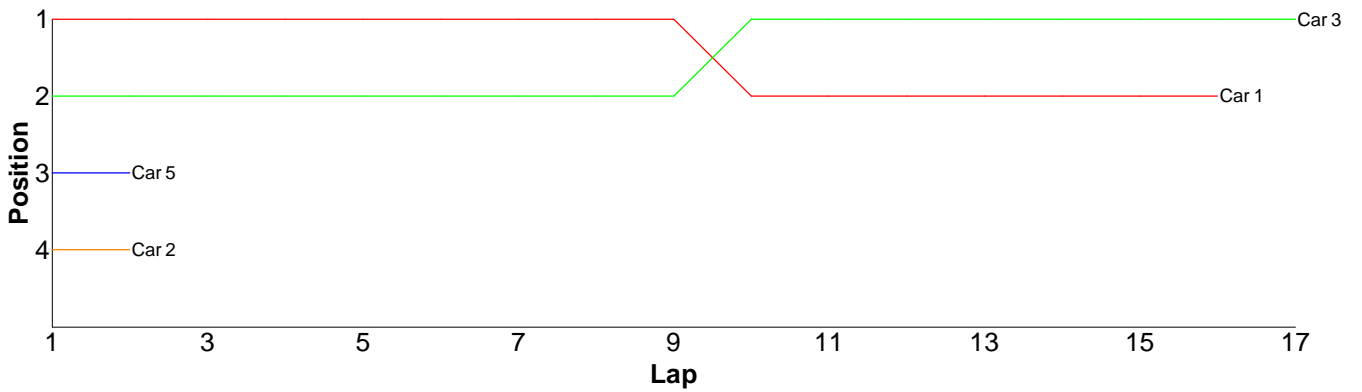
Lap	Car 1	Car 2	Car 3	Car 4	Car 5	Car 6
1	24.78	22.41	23.20	26.46	32.89	23.10
2	21.97	24.89	22.42	32.28	19.86	22.83
3	20.18	20.27	21.89	20.39	19.24	19.02
4	18.23	17.80	18.19	17.57	17.42	17.77
5	17.80	16.97	17.36	17.38	17.11	18.27
6	22.53	17.77	24.39	16.93	17.06	17.10
7	16.86	18.03	17.10	16.78	16.70	17.08
8	16.73	16.59	16.76	16.36	23.51	17.10
9	16.55	16.45	16.79	16.98		16.66
10	16.67	16.47	17.19	16.84		17.03
11	17.94	16.73	17.24	16.73		16.06
12	17.26	16.16	17.34	25.89		16.14
13	16.74	16.81	17.23	16.89		16.96
14	16.84	16.66	17.22	25.59		16.52
15	21.65	18.19	17.81			17.37
16	18.68	20.25	17.93			21.63
17		17.95				17.94
18						



Heat 7 - Round 2 (Pro-Stock)

Pos	Car	Form	Name	Member Type	Car Make	Result	Ave	Best
1	3	F1	Tim Webb	S2008	Hot Bodies	17 / 311.50	18.32	16.47
2	1	F1	Matthew Quinlisk	S2008	Hot Bodies	16 / 300.08	18.75	15.89
3	5	F1	Ori Sohachevsky	S2008	Serpent	2 / 41.94	20.97	20.33
4	2	F1	Nick Adams	S2008	Tamiya	2 / 49.86	24.93	22.07
=5	4	F1	Gerald Page	S2008	Xray	0 / 0.00	0.00	0.00
=5	6		Rob Warren	S-Guest	Yokomo	0 / 0.00	0.00	0.00

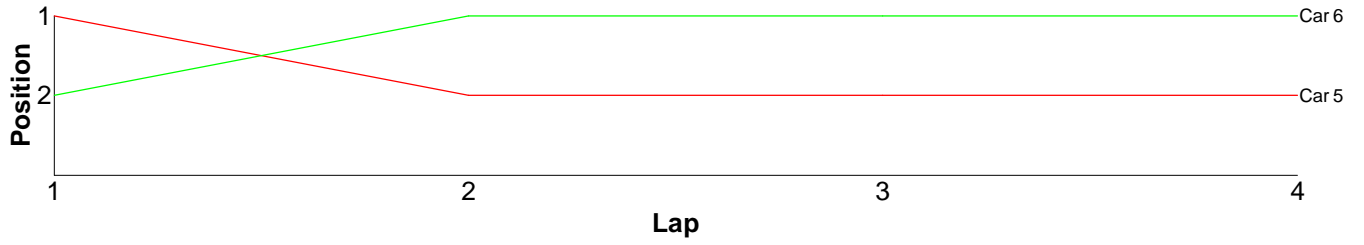
Lap	Car 1	Car 2	Car 3	Car 4	Car 5	Car 6
1	17.57	22.07	18.61		20.33	
2	16.47	27.79	16.51		21.61	
3	16.43		16.85			
4	15.90		16.68			
5	16.17		16.68			
6	15.89		16.47			
7	16.06		16.55			
8	16.39		18.93			
9	19.74		19.08			
10	28.39		21.92			
11	26.24		22.02			
12	20.30		20.65			
13	19.84		18.89			
14	19.14		18.56			
15	17.43		17.76			
16	18.12		17.79			
17			17.55			
18						



Heat 8 - Round 2 (Pro-Stock)

Pos	Car	Form	Name	Member Type	Car Make	Result	Ave	Best
1	6		Mark Payne	S2008	Xray	4 / 86.78	21.69	20.15
2	5	F1	Nigel Moss	S2008	Hot Bodies	4 / 98.22	24.55	19.35
=3	1	F1	Glen Westwood	S2008	Serpent	0 / 0.00	0.00	0.00
=3	2	F1	Jay Westwood	S2008	Schumacher	0 / 0.00	0.00	0.00
=3	3	F1	Dan Ghibaldan	S2008	Serpent	0 / 0.00	0.00	0.00
=3	4	F1	Mark Sadler	S2008	Serpent	0 / 0.00	0.00	0.00

Lap	Car 1	Car 2	Car 3	Car 4	Car 5	Car 6
1					19.35	22.77
2					24.96	20.15
3					21.48	21.89
4					32.43	21.97
5						



Heat 9 - Round 2 (<IC Nitro>)

Pos	Car	Form	Name	Class	Member Type	Car Make	Result	Ave
1	7	F2	Colin Taggart	IC Touring	S2008	Team Magic	9 / 316.88	35.20
=2	1	F1	John Zottl	IC Touring	S2008	Xray	0 / 0.00	0.00
=2	2	F1	Iain Hollands	IC Touring	S2008	Serpent	0 / 0.00	0.00
=2	3		Mark Sellars	IC Outlaw	S2008	Mugen	0 / 0.00	0.00
=2	4	F2	David Forsythe	IC Touring	S2008	Xray	0 / 0.00	0.00
=2	5		Barry Smith	IC Outlaw	S2008	Mugen	0 / 0.00	0.00
=2	6	F2	Phillip Pullen	IC Touring	S2008	Mugen	0 / 0.00	0.00

Lap	Car 1	Car 2	Car 3	Car 4	Car 5	Car 6	Car 7
1							118.16
2							23.50
3							26.27
4							25.14
5							23.71
6							24.43
7							23.77
8							22.97
9							28.93
10							

Heat 1 - Round 3 (<Sport / TT01>)

Pos	Car	Form	Name	Class	Member Type	Car Make	Result	Ave
1	2	F1	Matthew Mills	Electric Sport	J2008	HPI	6 / 170.93	28.48
=2	1	F1	Kieran Stokes	Tamiya Stock	J2008	Tamiya	0 / 0.00	0.00
=2	3		Jack Warren	Electric Sport	J-Guest	Xray	0 / 0.00	0.00
=2	4		Dillon Lancaster	Electric Sport	J-Guest	Tamiya	0 / 0.00	0.00

Lap	Car 1	Car 2	Car 3	Car 4
1		31.20		
2		27.32		
3		33.14		
4		27.59		
5		25.62		
6		26.06		
7				

Heat 2 - Round 3 (Stock Touring)

Pos	Car	Form	Name	Member Type	Car Make	Result	Ave	Best
=1	1		Paul Barnes	S-Guest	Hot Bodies	0 / 0.00	0.00	0.00
=1	2	F2	Scott Stokes	S2008	Xray	0 / 0.00	0.00	0.00
=1	3	F2	Jose Jimenez	S2008	Xray	0 / 0.00	0.00	0.00
=1	4	F2	Andy Lewis	S2008	Hot Bodies	0 / 0.00	0.00	0.00
=1	5		Craig Murrell	S-Guest	Xray	0 / 0.00	0.00	0.00

Lap	Car 1	Car 2	Car 3	Car 4	Car 5
-----	-------	-------	-------	-------	-------

1

Heat 3 - Round 3 (Stock Touring)

Pos	Car	Form	Name	Member Type	Car Make	Result	Ave	Best
=1	1	F1	Kevin Bissell	S2008	Hot Bodies	0 / 0.00	0.00	0.00
=1	2		Trevor Scrase	S2008	Xray	0 / 0.00	0.00	0.00
=1	3		Ian Cairns	S2008	Xray	0 / 0.00	0.00	0.00
=1	4	F2	Kyle Fuller	J2008	Xray	0 / 0.00	0.00	0.00
=1	5	F2	Robin Francis	S2008	Hot Bodies	0 / 0.00	0.00	0.00
=1	6	F2	Mason Sadler	J2008	Scythe	0 / 0.00	0.00	0.00

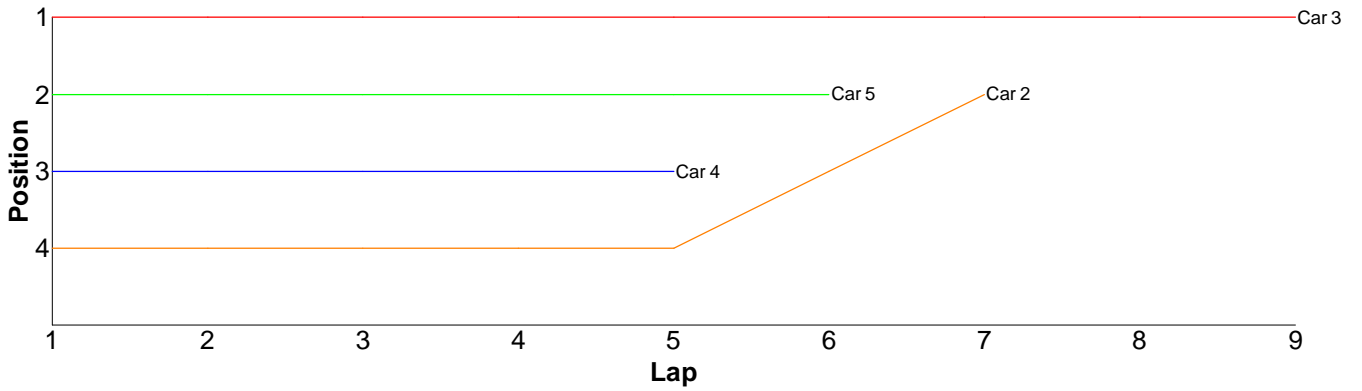
Lap	Car 1	Car 2	Car 3	Car 4	Car 5	Car 6
-----	-------	-------	-------	-------	-------	-------

1

Heat 4 - Round 3 (Bikes)

Pos	Car	Form	Name	Member Type	Car Make	Result	Ave	Best
1	3		Simon Lancaster	S-Guest		9 / 325.38	36.15	27.62
2	2		Graham Clarke	S-Guest		7 / 329.85	47.12	32.36
3	5	F2	Peter Chang	S2008		6 / 248.32	41.38	35.35
4	4	F2	Chris Groom	S2008		5 / 259.94	51.98	38.48
5	1	F1	Jevon Frost	S2008		0 / 0.00	0.00	0.00

Lap	Car 1	Car 2	Car 3	Car 4	Car 5
1		88.31	27.90	84.59	35.35
2		41.38	33.10	40.01	36.77
3		61.89	32.61	38.48	46.79
4		33.85	42.94	52.66	48.22
5		37.46	49.79	44.20	41.22
6		32.36	29.08		39.97
7		34.60	41.58		
8			40.76		
9			27.62		
10					



Heat 5 - Round 3 (<IC Nitro>)

Pos	Car	Form	Name	Member Type	Car Make	Result	Ave	Best
1	2	F2	Andrew Mills	S2008	Mugen	9 / 240.12	26.68	23.06
2	4	F2	Stephen Mills	S2008	Xray	8 / 214.58	26.82	24.15
=3	1	F2	JamesRumble	S2008	Xray	0 / 0.00	0.00	0.00
=3	3	F2	Gary Fuller	S2008	Serpent	0 / 0.00	0.00	0.00
=3	5	F2	Les Mainwaring	S2008	Mugen	0 / 0.00	0.00	0.00
=3	6		Mark Fagan	S2008	Team Magic	0 / 0.00	0.00	0.00

Lap	Car 1	Car 2	Car 3	Car 4	Car 5	Car 6
1		23.99		26.22		
2		36.72		26.10		
3		23.32		24.92		
4		29.42		24.15		
5		23.97		25.32		
6		25.44		28.06		
7		29.37		28.71		
8		23.06		31.10		
9		24.83				
10						



Heat 6 - Round 3 (Pro-Stock)

Pos	Car	Form	Name	Member Type	Car Make	Result	Ave	Best
1	5	F2	Scott Hauser	S2008	Schumacher	13 / 314.16	24.16	21.82
=2	1	F1	Dave Skelton	S2008	Xray	0 / 0.00	0.00	0.00
=2	2	F2	Jon Wilkins	S2008	Hot Bodies	0 / 0.00	0.00	0.00
=2	3		Jordan Barnes	J-Guest	Xray	0 / 0.00	0.00	0.00
=2	4	F2	Brian Killick	S2008	Xray	0 / 0.00	0.00	0.00
=2	6	F2	Neil Talbot	S2008	Xray	0 / 0.00	0.00	0.00

Lap	Car 1	Car 2	Car 3	Car 4	Car 5	Car 6
-----	-------	-------	-------	-------	-------	-------

1					31.69	
2					22.84	
3					31.26	
4					22.83	
5					23.06	
6					22.39	
7					23.13	
8					21.82	
9					23.41	
10					23.68	
11					22.15	
12					22.05	
13					23.85	
14						

Heat 7 - Round 3 (Pro-Stock)

Pos	Car	Form	Name	Member Type	Car Make	Result	Ave	Best
=1	1	F1	Matthew Quinlisk	S2008	Hot Bodies	0 / 0.00	0.00	0.00
=1	2	F1	Nick Adams	S2008	Tamiya	0 / 0.00	0.00	0.00
=1	3	F1	Tim Webb	S2008	Hot Bodies	0 / 0.00	0.00	0.00
=1	4	F1	Gerald Page	S2008	Xray	0 / 0.00	0.00	0.00
=1	5	F1	Ori Sohachevsky	S2008	Serpent	0 / 0.00	0.00	0.00
=1	6		Rob Warren	S-Guest	Yokomo	0 / 0.00	0.00	0.00

Lap	Car 1	Car 2	Car 3	Car 4	Car 5	Car 6
-----	-------	-------	-------	-------	-------	-------

1

Heat 8 - Round 3 (Pro-Stock)

Pos	Car	Form	Name	Member Type	Car Make	Result	Ave	Best
=1	1	F1	Glen Westwood	S2008	Serpent	0 / 0.00	0.00	0.00
=1	2	F1	Jay Westwood	S2008	Schumacher	0 / 0.00	0.00	0.00
=1	3	F1	Dan Ghibaldan	S2008	Serpent	0 / 0.00	0.00	0.00
=1	4	F1	Mark Sadler	S2008	Serpent	0 / 0.00	0.00	0.00
=1	5	F1	Nigel Moss	S2008	Hot Bodies	0 / 0.00	0.00	0.00
=1	6		Mark Payne	S2008	Xray	0 / 0.00	0.00	0.00

Lap	Car 1	Car 2	Car 3	Car 4	Car 5	Car 6
-----	-------	-------	-------	-------	-------	-------

1

Heat 9 - Round 3 (<IC Nitro>)

Pos	Car	Form	Name	Class	Member Type	Car Make	Result	Ave
=1	1	F1	John Zottl	IC Touring	S2008	Xray	0 / 0.00	0.00
=1	2	F1	Iain Hollands	IC Touring	S2008	Serpent	0 / 0.00	0.00
=1	3		Mark Sellars	IC Outlaw	S2008	Mugen	0 / 0.00	0.00
=1	4	F2	David Forsythe	IC Touring	S2008	Xray	0 / 0.00	0.00
=1	5		Barry Smith	IC Outlaw	S2008	Mugen	0 / 0.00	0.00
=1	6	F2	Phillip Pullen	IC Touring	S2008	Mugen	0 / 0.00	0.00
=1	7	F2	Colin Taggart	IC Touring	S2008	Team Magic	0 / 0.00	0.00

Lap	Car 1	Car 2	Car 3	Car 4	Car 5	Car 6	Car 7
-----	-------	-------	-------	-------	-------	-------	-------

1

Produced by RC-Timing 2006 on 03 Aug 2008, 7:01 PM. www.RC-Timing.com